

City of Casper, Wyoming
All Funds Budget Comparison
For Fiscal Year 2024 as of August 31, 2023
16.67 % OF THE FISCAL YEAR HAS ELAPSED

The monthly financial statements reported this month are not inclusive of all year end entries. The amounts reported this month are subject to change as we finalize the prior fiscal year and complete the audit.

Fund	REVENUES		EXPENDITURES		Anticipated Year-End Net Income (Shortfall)
	Revised Budget	Year To Date	Revised Budget	Year To Date	
General Fund	\$ 53,371,132	\$ 2,311,210	\$ 53,343,428	\$ 7,550,604	\$ 27,704
Opportunities Fund	7,988	-	5,725,503	563	(5,717,515)
Perpetual Care Fund	706,055	103,169	2,844,157	387,929	(2,138,102)
Debt Service Fund	71,781	13,567	368,320	438	(296,539)
Metro Animal Fund	1,452,783	189,966	1,595,035	185,512	(142,252)
River Fund	45,000	55,000	68,000	147	(23,000)
CARES Act Funding			12,224,514	-	(12,224,514)
Weed & Pest Fund	928,331	3,389	856,882	102,493	71,449
Special Fire Assistance Fund	-	207,357	-	122,619	-
Revolving Land Fund	20,777	2,375	45,849	16	(25,072)
Police Grants Fund	113,751	8,300	113,751	18,300	-
Public Transit Fund	2,674,249	269,652	2,674,249	269,652	-
Metropolitan Planning	962,608	14,152	962,608	71,324	-
Public Safety Communications	3,285,090	578,320	3,164,764	536,167	120,326
Direct Distribution	7,212,537	3,606,271	3,240,969	166,213	3,971,568
Redevelopment Loan Fund	59,888	58,264	59,888	58,264	-
Capital Projects Fund	21,198,100	205,976	28,591,811	1,099,386	(7,393,711)
Capital - One Cent 17	18,997,833	-	4,546,939	320,088	14,450,894
Water Distribution Fund	15,899,416	3,155,205	18,364,666	2,621,468	(2,465,250)
Water Treatment Plant Ops Fund	4,344,283	658,714	4,344,283	658,544	-
Sewer Fund	8,135,987	1,076,489	8,576,207	692,883	(440,220)
Wastewater Treatment Plant	9,837,592	1,257,192	9,357,673	521,551	479,919
Refuse Collection Fund	10,705,028	1,232,531	10,389,466	1,224,076	315,562
Balefill Fund	7,372,928	1,419,342	9,576,789	1,637,668	(2,203,861)
Aquatics Fund	1,181,166	234,502	1,181,166	234,502	-
Golf Course Fund	1,114,000	359,666	1,058,352	193,872	55,648
Ice Arena Fund	677,177	94,323	677,177	94,323	-
Recreation Center Fund	1,039,429	221,918	1,039,429	223,341	-
Hogadon Fund	1,043,219	134,925	1,043,219	134,925	-
Ford Wyoming Center Fund	1,098,544	161,219	1,098,544	187,554	-
Parking Fund	17,963	2,295	69,700	9,787	(51,737)
Sports and Athletics	1,102,213	151,302	1,102,213	151,302	-
Fleet Maintenance Fund	4,028,818	425,665	4,028,818	369,477	-
Buildings and Structures Fund	1,581,070	249,946	1,581,070	213,587	-
Health Insurance Fund	79,827	10,996	442,355	24,676	(362,528)
Property Insurance Fund	3,345,053	743,333	3,159,104	2,003,466	185,949
Total	\$ 183,711,616	\$ 19,216,529	\$ 197,516,898	\$ 22,086,720	\$ (13,805,282)

City of Casper, Wyoming
All Funds Statement of Revenues
For Fiscal Year 2024 as of August 31, 2023
16.67 % OF THE FISCAL YEAR HAS ELAPSED

The monthly financial statements reported this month are not inclusive of all year end entries. The amounts reported this month are subject to change as we finalize the prior fiscal year and complete the audit.

Fund	Adopted Budget	Changes and Amendments	Revised Budget	Current Year To Date	Current Year % of Budget
General Fund	\$ 53,371,132	\$ -	\$ 53,371,132	\$ 2,311,210	4%
Opportunities Fund	7,988	-	7,988	-	0%
Perpetual Care Fund	706,055	-	706,055	103,169	15%
Debt Service Fund	71,781	-	71,781	13,567	19%
Metro Animal Fund	1,452,783	-	1,452,783	189,966	13%
River Fund	45,000	-	45,000	55,000	122%
CARES Act Funding		-			
Weed & Pest Fund	928,331	-	928,331	3,389	0%
Special Fire Assistance Fund	-	-	-	207,357	
Revolving Land Fund	20,777	-	20,777	2,375	11%
Police Grants Fund	113,751	-	113,751	8,300	7%
Public Transit Fund	2,674,249	-	2,674,249	269,652	10%
Metropolitan Planning	962,608	-	962,608	14,152	1%
Public Safety Communications	3,285,090	-	3,285,090	578,320	18%
Direct Distribution	7,212,537	-	7,212,537	3,606,271	50%
Redevelopment Loan Fund	59,888	-	59,888	58,264	97%
Capital Projects Fund	21,198,100	-	21,198,100	205,976	1%
Capital - One Cent 17	18,997,833	-	18,997,833	-	0%
Water Distribution Fund	15,899,416	-	15,899,416	3,155,205	20%
Water Treatment Plant Ops Fund	4,344,283	-	4,344,283	658,714	15%
Sewer Fund	8,135,987	-	8,135,987	1,076,489	13%
Wastewater Treatment Plant	9,837,592	-	9,837,592	1,257,192	13%
Refuse Collection Fund	10,705,028	-	10,705,028	1,232,531	12%
Balefill Fund	7,372,928	-	7,372,928	1,419,342	19%
Aquatics Fund	1,181,166	-	1,181,166	234,502	20%
Golf Course Fund	1,114,000	-	1,114,000	359,666	32%
Ice Arena Fund	677,177	-	677,177	94,323	14%
Recreation Center Fund	1,039,429	-	1,039,429	221,918	21%
Hogadon Fund	1,043,219	-	1,043,219	134,925	13%
Ford Wyoming Center Fund	1,098,544	-	1,098,544	161,219	15%
Parking Fund	17,963	-	17,963	2,295	13%
Sports and Athletics	1,102,213	-	1,102,213	151,302	14%
Fleet Maintenance Fund	4,028,818	-	4,028,818	425,665	11%
Buildings and Structures Fund	1,581,070	-	1,581,070	249,946	16%
Health Insurance Fund	79,827	-	79,827	10,996	14%
Property Insurance Fund	3,345,053	-	3,345,053	743,333	22%
Total	\$ 183,711,616	\$ -	\$ 183,711,616	\$ 19,216,529	10%

City of Casper, Wyoming
All Funds Statement of Expenditures
For Fiscal Year 2024 as of August 31, 2023
16.67 % OF THE FISCAL YEAR HAS ELAPSED

The monthly financial statements reported this month are not inclusive of all year end entries. The amounts reported this month are subject to change as we finalize the prior fiscal year and complete the audit.

Fund	Adopted Budget	Carry-over Encumbrances and Amendments	Current Year Budget	Current Year To Date	Current Year % of Budget
General Fund	\$ 53,343,428	\$ -	\$ 53,343,428	\$ 7,550,604	14%
Opportunities Fund	5,725,503	-	5,725,503	563	0%
Perpetual Care Fund	2,844,157	-	2,844,157	387,929	14%
Debt Service Fund	368,320	-	368,320	438	0%
Metro Animal Fund	1,595,035	-	1,595,035	185,512	12%
River Fund	68,000	-	68,000	147	0%
CARES Act Funding	12,224,514	-	12,224,514	-	0%
Weed & Pest Fund	856,882	-	856,882	102,493	12%
Special Fire Assistance Fund	-	-	-	122,619	
Revolving Land Fund	45,849	-	45,849	16	0%
Police Grants Fund	113,751	-	113,751	18,300	16%
Public Transit Fund	2,674,249	-	2,674,249	269,652	10%
Metropolitan Planning	962,608	-	962,608	71,324	7%
Public Safety Communications	3,164,764	-	3,164,764	536,167	17%
Direct Distribution	3,240,969	-	3,240,969	166,213	5%
Redevelopment Loan Fund	59,888	-	59,888	58,264	97%
Capital Projects Fund	28,591,811	-	28,591,811	1,099,386	4%
Capital - One Cent 17	4,546,939	-	4,546,939	320,088	7%
Water Distribution Fund	18,364,666	-	18,364,666	2,621,468	14%
Water Treatment Plant Ops Fund	4,344,283	-	4,344,283	658,544	15%
Sewer Fund	8,576,207	-	8,576,207	692,883	8%
Wastewater Treatment Plant	9,357,673	-	9,357,673	521,551	6%
Refuse Collection Fund	10,389,466	-	10,389,466	1,224,076	12%
Balefill Fund	9,576,789	-	9,576,789	1,637,668	17%
Aquatics Fund	1,181,166	-	1,181,166	234,502	20%
Golf Course Fund	1,058,352	-	1,058,352	193,872	18%
Ice Arena Fund	677,177	-	677,177	94,323	14%
Recreation Center Fund	1,039,429	-	1,039,429	223,341	21%
Hogadon Fund	1,043,219	-	1,043,219	134,925	13%
Ford Wyoming Center Fund	1,098,544	-	1,098,544	187,554	17%
Parking Fund	69,700	-	69,700	9,787	14%
Sports and Athletics	1,102,213	-	1,102,213	151,302	14%
Fleet Maintenance Fund	4,028,818	-	4,028,818	369,477	9%
Buildings and Structures Fund	1,581,070	-	1,581,070	213,587	14%
Health Insurance Fund	442,355	-	442,355	24,676	6%
Property Insurance Fund	3,159,104	-	3,159,104	2,003,466	63%
Total	\$ 197,516,898	\$ -	\$ 197,516,898	\$ 22,086,720	11%

City of Casper, Wyoming
Summary of Cash, Investments, Other Monetary Assets and Working Capital
For Fiscal Year 2024 as of August 31, 2023
16.67 % OF THE FISCAL YEAR HAS ELAPSED

The monthly financial statements reported this month are not inclusive of all year end entries. The amounts reported this month are subject to change as we finalize the prior fiscal year and complete the audit.

	<u>Cash and Investments</u>				<u>Working Capital</u>		
	<u>Cash</u>	<u>Investments</u>	<u>Market Adjustments</u>	<u>Total</u>	<u>Current Assets</u>	<u>Current Liabilities</u>	<u>Total</u>
General Fund	\$ 2,375,396	\$ 22,667,467	\$ -	\$ 25,042,863	\$ 2,779,935	\$ (4,829,211)	\$ 22,993,588
Capital Projects Funds							
Opportunities Fund	306,651	13,579,038	-	13,885,689	-	(563)	13,885,126
Capital Projects Fund	911,490	29,919,486	-	30,830,977	14,724	(1,837,103)	29,008,597
Capital - One Cent 17	843,389	7,846,228	-	8,689,617	-	-	8,689,617
Trust & Agency Funds							
Perpetual Care Fund	72,996	30,129,719	-	30,202,714	-	(2,437)	30,200,277
Metro Animal Fund	462,694	517,278	-	979,973	34,545	(59,387)	955,130
River Fund	533,752	2,201,172	-	2,734,924	10,000	(244,054)	2,500,870
CARES Act Funding	66,645	12,157,707	-	12,224,352	-	(1,115,446)	11,108,906
Public Safety Communications	752,019	-	-	752,019	158,745	(99,382)	811,382
Health Insurance Fund	130,388	3,113,164	-	3,243,552	-	(64,524)	3,179,028
Debt Service Funds	291,197	5,203,864	-	5,495,061	(10,240)	(64,427)	5,420,394
Special Revenue Funds							
Weed & Pest Fund	281,464	871,284	-	1,152,748	-	(14,059)	1,138,689
CDBG Program Fund	-	-	-	-	-	-	-
Special Fire Assistance Fund	(75,444)	-	-	(75,444)	202,268	(6,077)	120,747
Revolving Land Fund	124,345	705,303	-	829,648	-	(15)	829,633
Police Grants Fund	(68,482)	-	-	(68,482)	39,892	(4,889)	(33,479)
Public Transit Fund	(335,348)	-	-	(335,348)	413,927	(78,579)	-
Metropolitan Planning	171,687	-	-	171,687	104,849	(32,479)	244,056
Direct Distribution	440,504	2,999,082	-	3,439,585	-	(298)	3,439,287
Redevelopment Loan Fund	101,164	-	-	101,164	2,687	(2,914)	100,937
Utility Enterprise Funds							
Water Distribution Fund	1,232,539	23,923,521	-	25,156,060	1,919,784	(1,806,489)	25,269,355
Water Treatment Plant Ops Fund	(234,596)	-	-	(234,596)	498,069	(272,988)	(9,515)
Sewer Fund	1,045,897	8,081,337	-	9,127,234	564,086	(76,138)	9,615,183
Wastewater Treatment Plant	1,042,642	12,137,114	-	13,179,755	712,250	(557,450)	13,334,555
Refuse Collection Fund	427,667	4,168,760	-	4,596,426	601,964	(373,036)	4,825,354
Balefill Fund	79,428	7,492,389	-	7,571,816	543,667	(900,952)	7,214,532
Parks & Recreation Enterprise Funds							
Aquatics Fund	21,902	-	-	21,902	-	(21,902)	-
Golf Course Fund	793,973	-	-	793,973	61,621	(51,451)	804,143
Ice Arena Fund	(351)	-	-	(351)	8,482	(8,130)	-
Recreation Center Fund	139,270	-	-	139,270	788	(140,058)	-
Hogadon Fund	(30,301)	-	-	(30,301)	60,733	(30,432)	-
Ford Wyoming Center Fund	977,337	-	-	977,337	21,524	(952,959)	45,902
Sports and Athletics	2,134	-	-	2,134	-	(2,134)	-
Other Enterprise Funds - Parking	4,396	120,431	-	124,827	14,476	(10)	139,293
Internal Service Funds							
Fleet Maintenance Fund	223,833	-	-	223,833	143,714	(142,654)	224,892
Buildings and Structures Fund	593,811	-	-	593,811	2,136	(52,940)	543,007
Property Insurance Fund	(829,240)	-	-	(829,240)	26,185	(62,466)	(865,520)
	\$ 12,876,846	\$ 187,834,344	\$ -	\$ 200,711,191	\$ 8,930,809	\$ (13,908,035)	\$ 195,733,964

City of Casper, Wyoming
Summary of Cash and Investments
For Fiscal Year 2024 as of August 31, 2023
16.67 % OF THE FISCAL YEAR HAS ELAPSED

The monthly financial statements reported this month are not inclusive of all year end entries. The amounts reported this month are subject to change as we finalize the prior fiscal year and complete the audit.

Bank Accounts

Petty Cash	\$ 17,547
Petty Cash	2,530
Concentration	9,309,147
Expense Checking	(143,877)
Customer Refund	2,176
Court Bonds	257,228
Health Insurance	-
CEC Show Account	878,793
Police Evidence Account	83,537
Firehouse Redevelopment	-
Outgoing EFT	50,000

Total Cash **\$ 10,457,079**

Investments

General Fund	\$ 22,667,467
Opportunities Fund	13,579,038
Perpetual Care Fund	30,129,719
Debt Service Fund	5,203,864
Metro Animal Fund	517,278
River Fund	2,201,172
CARES Act Funding	12,157,707
Weed & Pest Fund	871,284
Revolving Land Fund	705,303
Direct Distribution	2,999,082
Capital Projects Fund	29,919,486
Capital - One Cent 17	7,846,228
Water Distribution Fund	23,923,521
Sewer Fund	8,081,337
Wastewater Treatment Plant	12,137,114
Refuse Collection Fund	4,168,760
Balefill Fund	7,492,389
Parking Fund	120,431
Health Insurance Fund	3,113,164

Total Investments **\$ 187,834,344**

Other Assets

General Fund	
Notes/Loans Receivable	\$ 65,946
Opportunities Fund	
Notes/Loans Receivable	270,705
Perpetual Care Fund	
Notes/Loans Receivable	249,851
Debt Service Fund	
Notes/Loans Receivable	(1,615)
Penalty Receivable	5,905
Principal Receivable	77,961
Redevelopment Loan Fund	
Notes/Loans Receivable	109,000
Capital Projects Fund	
Notes/Loans Receivable	85,337

Total Other Assets **\$ 863,090**

City of Casper, Wyoming
General Fund Balance Sheet
For Fiscal Year 2024 as of August 31, 2023
16.67 % OF THE FISCAL YEAR HAS ELAPSED

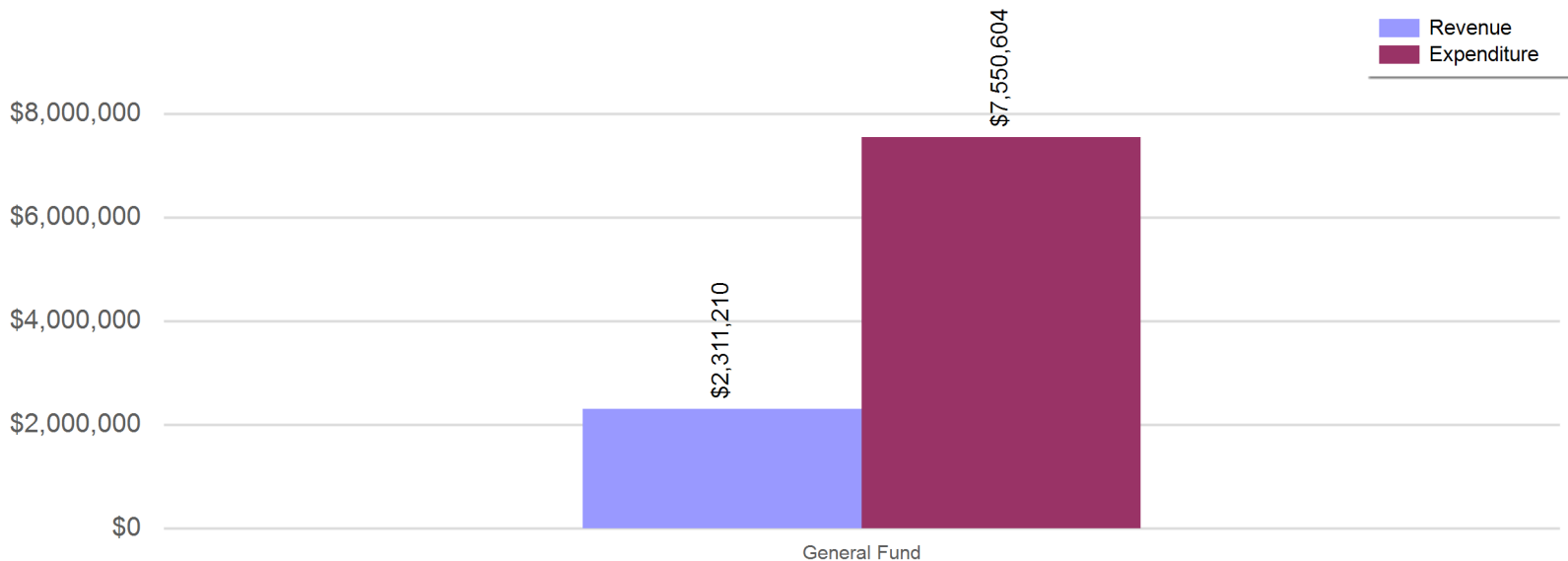
The monthly financial statements reported this month are not inclusive of all year end entries. The amounts reported this month are subject to change as we finalize the prior fiscal year and complete the audit.

	General Fund
ASSETS	
Current Assets	
Cash	2,375,396
Investments	22,667,467
Market Adjustments	-
Inventory	88,416
Grants Receivable	-
Loans Receivable	65,946
Accounts Receivable	2,462,648
Prepaid Expenses	107,578
Lease Receivable - Short Term	121,293
Total Current Assets	27,888,744
Non-Current Assets	
Lease Receivable - Long Term	2,409,738
Total Assets	30,298,482
LIABILITIES	
Current Liabilities	
Accounts Payable	2,190,579
Accrued Wages and Benefits Payable	41,045
Deferred Revenue	3,054
Held in Trust - Court Accounts	2,594,533
Total Current Liabilities	4,829,211
Non-Current Liabilities	
Notes Payable	(30,271)
Funds Held in Trust	-
Total Non-Current Liabilities	(30,271)
Total Liabilities	4,798,940
DEFERRED INFLOWS OF RESOURCES	
Total Deferred Inflows Of Resources	2,405,029
NET POSITION	
Net Investment in Capital Assets	2,561,302
Unrestricted	20,533,212
Total Net Position	23,094,513

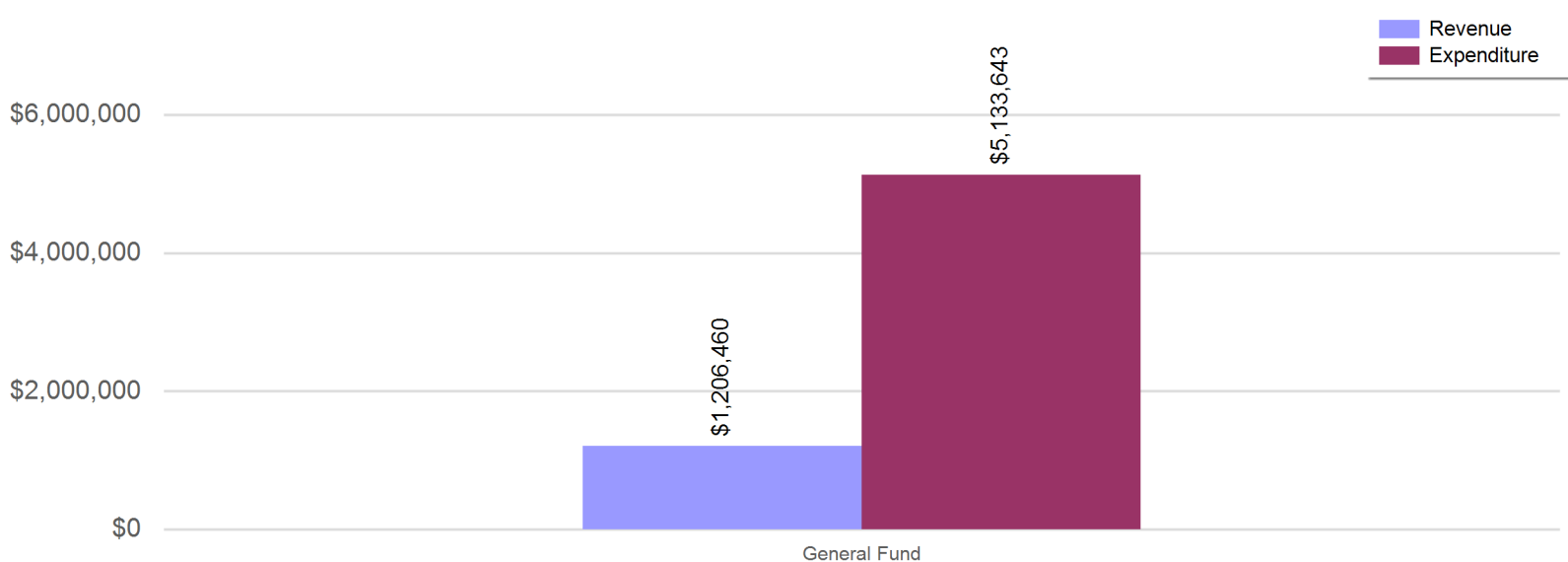
City of Casper, Wyoming
General Fund Revenue Expenditure Comparison
For Fiscal Year 2024 as of August 31, 2023
16.67 % OF THE FISCAL YEAR HAS ELAPSED

The monthly financial statements reported this month are not inclusive of all year end entries. The amounts reported this month are subject to change as we finalize the prior fiscal year and complete the audit.

General Fund YTD Revenue and Expenditure Comparison



General Fund MTD Revenue and Expenditure Comparison



City of Casper, Wyoming
General Fund Statement of Expenditures
For Fiscal Year 2024 as of August 31, 2023
16.67 % OF THE FISCAL YEAR HAS ELAPSED

The monthly financial statements reported this month are not inclusive of all year end entries. The amounts reported this month are subject to change as we finalize the prior fiscal year and complete the audit.

Organization	Revised Budget	Current Year To Date	Current Year % of Budget
General Fund Revenue	\$ 142,645	\$ 5,966	4%
General Fund Transfers Out	3,729,889	531,959	14%
City Council	239,772	62,892	26%
City Manager	1,043,717	122,270	12%
City Clerk	466,657	69,494	15%
Social Community Services	613,889	-	0%
Municipal Court	764,094	106,062	14%
City Attorney	828,090	123,878	15%
Human Resources	823,992	136,183	17%
City Hall	442,463	63,357	14%
Marathon Building	30,592	3,430	11%
Miller St. Dormitory	13,638	1,944	14%
City Center Building	47,177	6,100	13%
Ash Street Building	26,171	3,095	12%
Casper Business Center	259,845	22,933	9%
Information Services	2,141,087	404,389	19%
Finance	934,481	125,998	13%
Customer Service	1,005,600	139,013	14%
Engineering	1,093,510	147,995	14%
Streets	3,216,320	517,831	16%
Traffic Control	795,500	49,150	6%
Community Development	1,493,843	220,411	15%
Police Administration	17,647,375	2,281,188	13%
Police Career Services	469,000	67,888	14%
Police Investigations	37,798	8,983	24%
Fire-EMS Administration	11,430,307	1,685,972	15%
Fire-EMS Operations	619,634	106,795	17%
Fire-EMS Training	152,500	15,339	10%
Fire-EMS Prevent & Inspect	30,000	2,125	7%
Parks - Parks Maint.	1,725,183	333,823	19%
Parks - Urban Forestry	13,000	1,484	11%
Parks - Special Areas	144,500	23,537	16%
Cemetery	450,378	81,009	18%
Ft. Caspar Museum	470,781	78,112	17%
Total	\$ 53,343,428	\$ 7,550,604	14%

City of Casper, Wyoming
General Fund Statement of Revenues and Expenditures
For Fiscal Year 2024 as of August 31, 2023
16.67 % OF THE FISCAL YEAR HAS ELAPSED

The monthly financial statements reported this month are not inclusive of all year end entries. The amounts reported this month are subject to change as we finalize the prior fiscal year and complete the audit.

	Revised Budget	Current Year To Date	Current Year % of Budget
Revenues:			
General Property Tax	\$ 6,235,890	\$ 35,563	0.57%
Licences and Permits	5,602,477	800,639	14.29%
Automobile Tax	1,700,000	421	0.02%
Cigarette Tax	230,000	18,972	8.25%
Gaming Revenue	1,724,039	-	0.00%
Gasoline Tax	1,290,627	80,477	6.24%
Intergovernmental User Charges	38,575	6,612	17.14%
Mineral Royalties Tax	2,075,000	-	0.00%
Municipal Share of State Sales	22,719,374	-	0.00%
Severance Tax	2,068,000	-	0.00%
Special Fuels Tax	594,698	50,985	8.57%
Goods and Svcs Rev	4,914,069	640,992	13.04%
Fines and Forfeits	1,285,000	221,627	17.25%
Misc Revenue	2,889,503	451,860	15.64%
Special Revenue	-	300	
Loan Receipts	1,328	2,763	208.03%
Transfers In	2,552	-	0.00%
Total Revenues	\$ 53,371,132	\$ 2,311,210	4.33%
	Revised Budget	Current Year To Date	Current Year % of Budget
Expenditures:			
Personnel Services	\$ 37,029,208	\$ 5,507,651	14.87%
Materials & Supplies	3,614,010	531,112	14.70%
Contractual Services	5,291,453	469,845	8.88%
Capital Outlay	-	61	
Transfers Out	3,729,889	531,959	14.26%
Other Costs	2,818,911	366,264	12.99%
Utility Expense	859,957	143,712	16.71%
Total Expenditures	\$ 53,343,428	\$ 7,550,604	14.15%
Net Revenue (Shortfall)	\$ 27,704	\$ (5,239,395)	-9.82%

City of Casper, Wyoming
General Fund Summary of Cash and Investments
For Fiscal Year 2024 as of August 31, 2023
16.67 % OF THE FISCAL YEAR HAS ELAPSED

The monthly financial statements reported this month are not inclusive of all year end entries. The amounts reported this month are subject to change as we finalize the prior fiscal year and complete the audit.

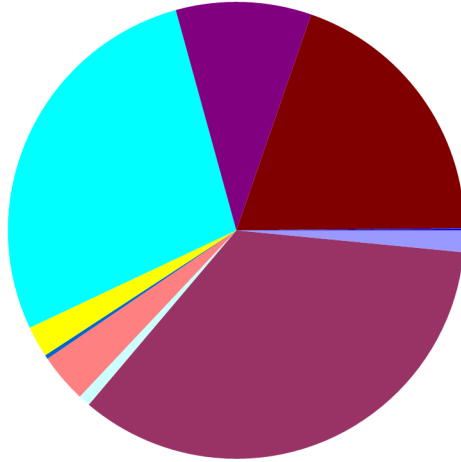
Cash	\$	2,375,396
Investments		22,667,467
	\$	<u>25,042,863</u>

City of Casper, Wyoming
General Fund Summary of Revenues and Expenditures
For Fiscal Year 2024 as of August 31, 2023
16.67 % OF THE FISCAL YEAR HAS ELAPSED

The monthly financial statements reported this month are not inclusive of all year end entries. The amounts reported this month are subject to change as we finalize the prior fiscal year and complete the audit.

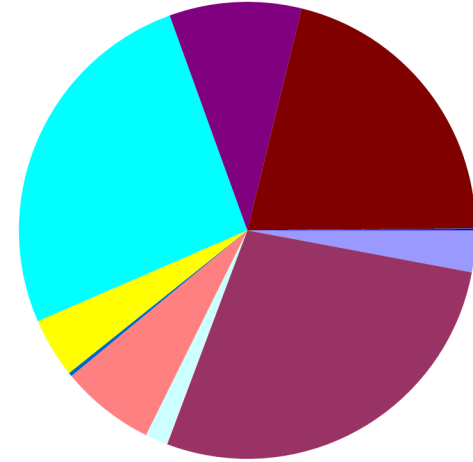
Year To Date Revenues
\$2,311,210

- General Property Tax -\$35,563
- Licences and Permits-\$800,639
- Automobile Tax -\$421
- Cigarette Tax -\$18,972
- Gaming Revenue -\$0
- Gasoline Tax -\$80,477
- Intergovernmental User Charges-\$6,612
- Mineral Royalties Tax -\$0
- Municipal Share of State Sales-\$0
- Severance Tax -\$0
- Special Fuels Tax -\$50,985
- Goods and Svcs Rev-\$640,992
- Fines and Forfeits-\$221,627
- Misc Revenue-\$451,860
- Special Revenue -\$300
- Loan Receipts -\$2,763
- Transfers In -\$0



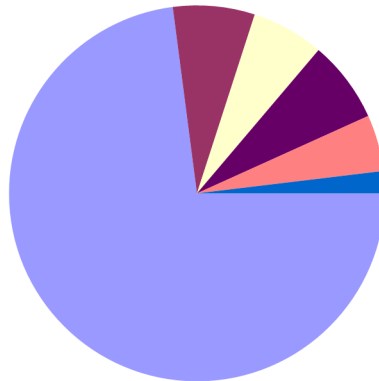
Month To Date Revenues
\$1,206,460

- General Property Tax -\$35,563
- Licences and Permits-\$334,973
- Automobile Tax -\$421
- Cigarette Tax -\$18,972
- Gaming Revenue -\$0
- Gasoline Tax -\$80,477
- Intergovernmental User Charges-\$3,231
- Mineral Royalties Tax -\$0
- Municipal Share of State Sales-\$0
- Severance Tax -\$0
- Special Fuels Tax -\$50,985
- Goods and Svcs Rev-\$313,583
- Fines and Forfeits-\$112,834
- Misc Revenue-\$253,741
- Special Revenue -\$300
- Loan Receipts -\$1,381
- Transfers In -\$0



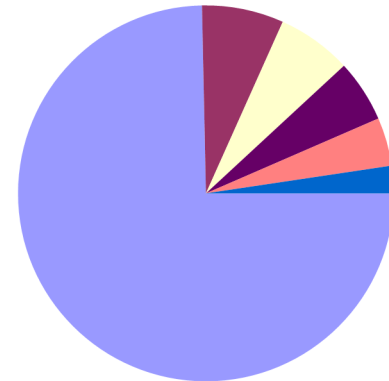
Year To Date Expenditures
\$7,550,604

- Personnel Services-\$5,507,651
- Materials & Supplies-\$531,112
- Contractual Services-\$469,845
- Capital Outlay-\$61
- Transfers Out-\$531,959
- Other Costs-\$366,264
- Utility Expense-\$143,712



Month To Date Expenditures
\$5,133,643

- Personnel Services-\$3,832,908
- Materials & Supplies-\$361,378
- Contractual Services-\$329,639
- Capital Outlay-\$0
- Transfers Out-\$275,108
- Other Costs-\$213,526
- Utility Expense-\$121,084



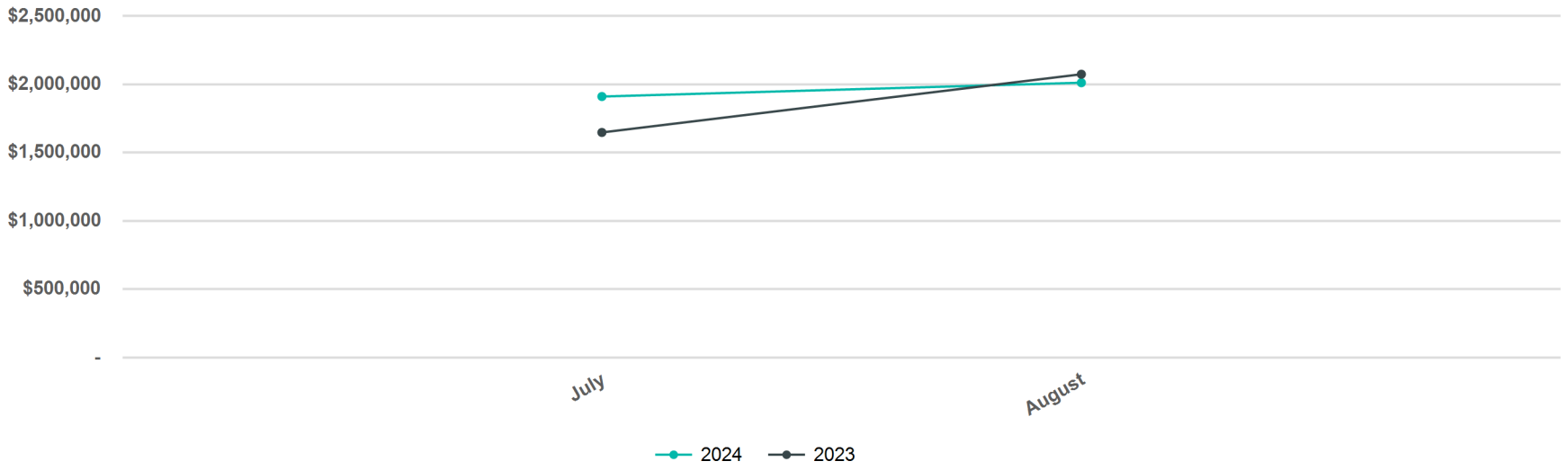
**City of Casper, Wyoming
Sales Tax Comparison
(Budget Basis - For Management Use Only)
For Fiscal Year 2024 as of August 31, 2023
16.67 % OF THE FISCAL YEAR HAS ELAPSED**

The monthly financial statements reported this month are not inclusive of all year end entries. The amounts reported this month are subject to change as we finalize the prior fiscal year and complete the audit.

Month	FY 2024			FY 2023			FY 2024 Current Month % Increase Over 2023	FY 2024 To Date % Increase Over 2023
	Budget	Actuals	Actual Year to Date	Budget	Actuals	Actual Year to Date		
July	\$ 3,786,562	\$ 1,910,487	\$ 1,910,487	\$ 1,700,227	\$ 1,647,473	1,647,473	15.96%	15.96%
August	3,786,562	2,011,727	3,922,214	1,700,227	2,073,763	3,721,236	-2.99%	5.40%
	\$ 7,573,125	\$ 3,922,214		\$ 3,400,454	\$ 3,721,236			

(\$3,650,911) or -48.21 % Below YTD Projections for FY 2024 through period 2

Comparison of Municipal Share of State Sales By Month



City of Casper, Wyoming
Capital Project Funds Consolidated Balance Sheet
For Fiscal Year 2024 as of August 31, 2023
16.67 % OF THE FISCAL YEAR HAS ELAPSED

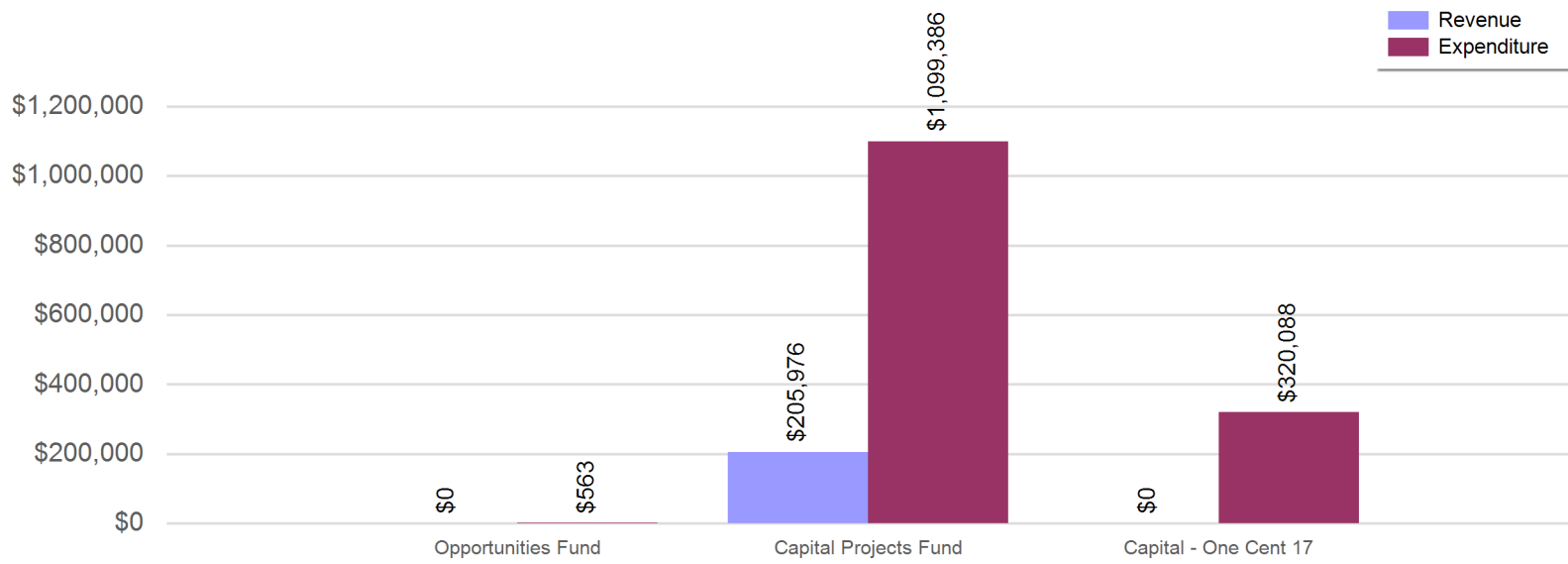
The monthly financial statements reported this month are not inclusive of all year end entries. The amounts reported this month are subject to change as we finalize the prior fiscal year and complete the audit.

	Opportunities Fund	Capital Projects Fund	Capital - One Cent 17
ASSETS			
Current Assets			
Cash	306,651	911,490	843,389
Investments	13,579,038	29,919,486	7,846,228
Market Adjustments	-	-	
Grants Receivable		14,724	
Loans Receivable	270,705	85,337	
Accounts Receivable	-	-	-
Prepaid Expenses		-	
Total Current Assets	14,156,394	30,931,037	8,689,617
Total Assets	14,156,394	30,931,037	8,689,617
LIABILITIES			
Current Liabilities			
Accounts Payable	563	1,817,103	-
Deferred Revenue		20,000	
Total Current Liabilities	563	1,837,103	-
Total Liabilities	563	1,837,103	-
NET POSITION			
Unrestricted	14,155,831	29,093,934	8,689,617
Total Net Position	14,155,831	29,093,934	8,689,617

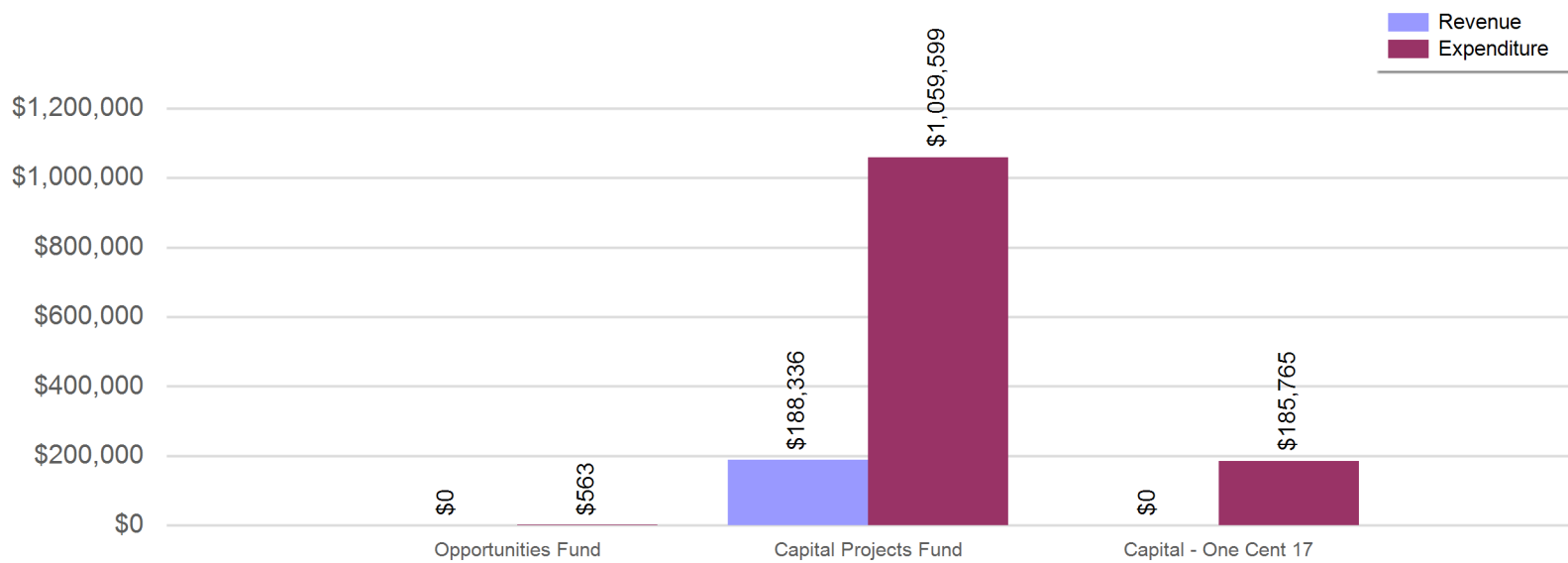
City of Casper, Wyoming
Capital Project Funds Revenue and Expenditure Comparison
 For Fiscal Year 2024 as of August 31, 2023
 16.67 % OF THE FISCAL YEAR HAS ELAPSED

The monthly financial statements reported this month are not inclusive of all year end entries. The amounts reported this month are subject to change as we finalize the prior fiscal year and complete the audit.

Capital Projects Funds YTD Revenue and Expenditure Comparison



Capital Projects Funds MTD Revenue and Expenditure Comparison



City of Casper, Wyoming
Opportunities Fund Statement of Revenues and Expenditures
For Fiscal Year 2024 as of August 31, 2023
16.67 % OF THE FISCAL YEAR HAS ELAPSED

The monthly financial statements reported this month are not inclusive of all year end entries. The amounts reported this month are subject to change as we finalize the prior fiscal year and complete the audit.

	Revised Budget	Current Year To Date	Current Year % of Budget
Revenues:			
Other Sources	\$ 7,988	\$ -	0.00%
Total Revenues	\$ 7,988	\$ -	0.00%
	Revised Budget	Current Year To Date	Current Year % of Budget
Expenditures:			
Contractual Services	\$ 76,506	\$ 563	0.74%
Transfers Out	5,648,997	-	0.00%
Total Expenditures	\$ 5,725,503	\$ 563	0.01%
Net Revenue (Shortfall)	\$ (5,717,515)	\$ (563)	-0.01%

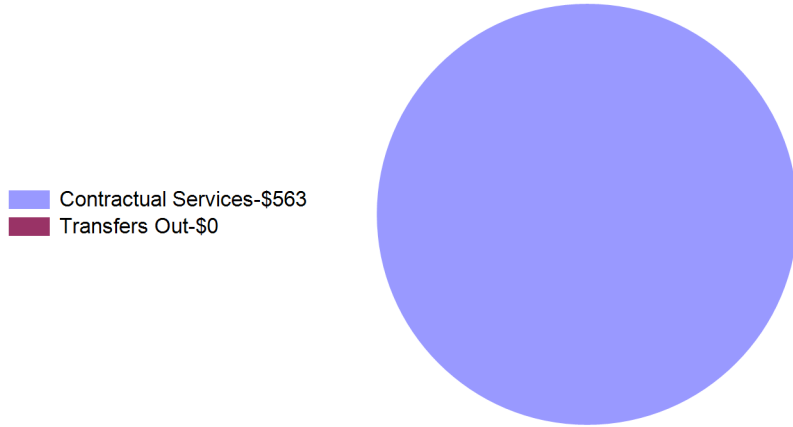
Opportunities Fund Summary of Cash and Investments

Cash	\$ 306,651
Investments	13,579,038
	\$ 13,885,689

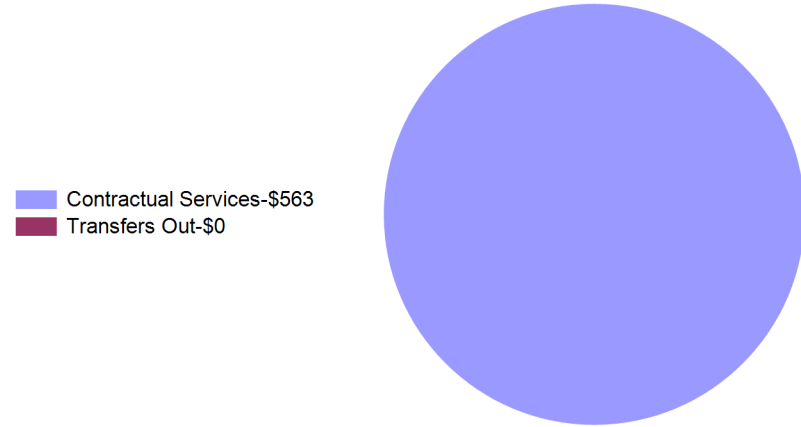
City of Casper, Wyoming
Opportunities Fund Summary of Revenues and Expenditures
For Fiscal Year 2024 as of August 31, 2023
16.67 % OF THE FISCAL YEAR HAS ELAPSED

The monthly financial statements reported this month are not inclusive of all year end entries. The amounts reported this month are subject to change as we finanlize the prior fiscal year and complete the audit.

Year To Date Expenditures
\$563



Month To Date Expenditures
\$563



City of Casper, Wyoming
Capital Projects Fund Statement of Revenues and Expenditures
For Fiscal Year 2024 as of August 31, 2023
16.67 % OF THE FISCAL YEAR HAS ELAPSED

The monthly financial statements reported this month are not inclusive of all year end entries. The amounts reported this month are subject to change as we finalize the prior fiscal year and complete the audit.

	Revised Budget	Current Year To Date	Current Year % of Budget
Revenues:			
Intergovernmental	\$ 610,964	\$ -	0.00%
Misc Revenue	313,765	188,336	60.02%
Other Sources	20,273,371	17,640	0.09%
Total Revenues	\$ 21,198,100	\$ 205,976	0.97%
Expenditures:			
Materials & Supplies	\$ 315,799	\$ -	0.00%
Contractual Services	60,000	1,547	2.58%
Capital Outlay	28,167,712	1,097,839	3.90%
Transfers Out	48,300	-	0.00%
Total Expenditures	\$ 28,591,811	\$ 1,099,386	3.85%
Net Revenue (Shortfall)	\$ (7,393,711)	\$ (893,411)	-2.87%

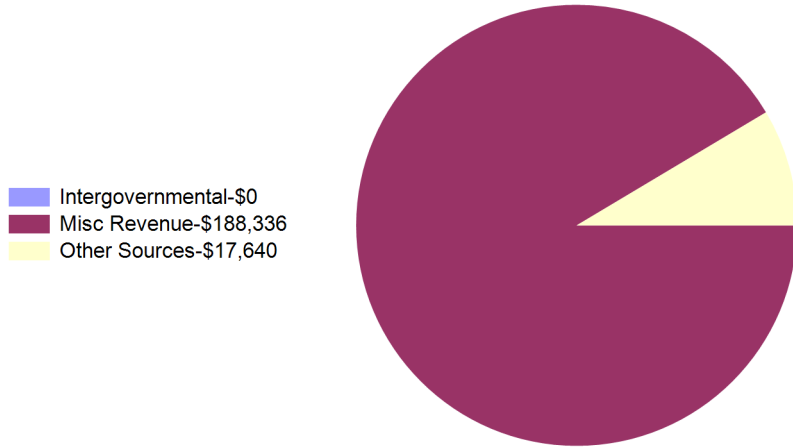
Capital Projects Fund Summary of Cash and Investments

Cash	\$ 911,490
Investments	29,919,486
	\$ 30,830,977

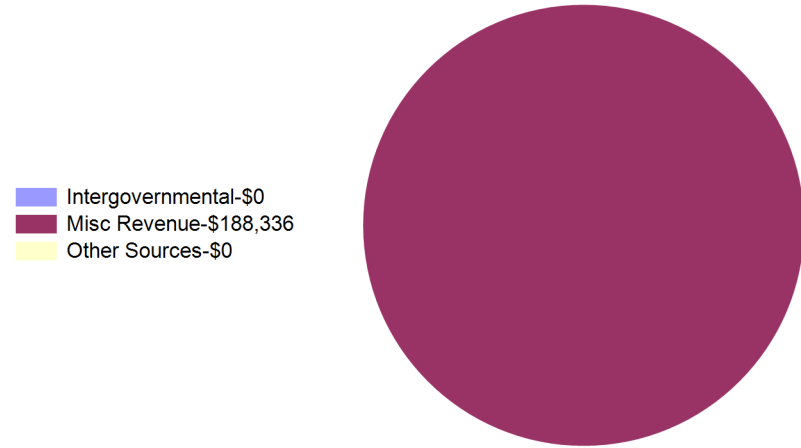
City of Casper, Wyoming
Capital Projects Fund Summary of Revenues and Expenditures
 For Fiscal Year 2024 as of August 31, 2023
 16.67 % OF THE FISCAL YEAR HAS ELAPSED

The monthly financial statements reported this month are not inclusive of all year end entries. The amounts reported this month are subject to change as we finanlize the prior fiscal year and complete the audit.

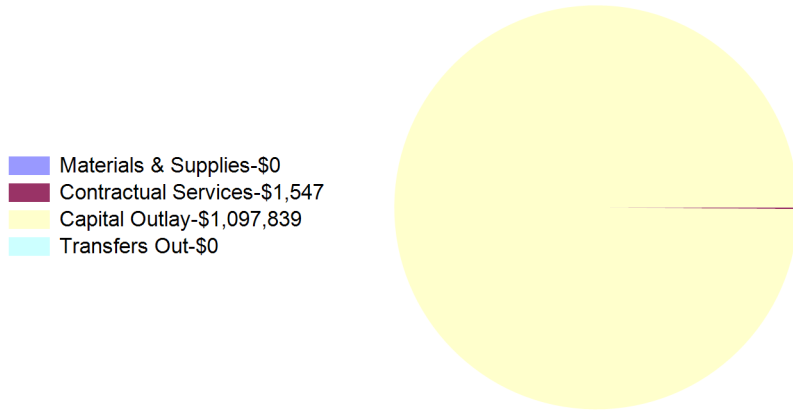
Year To Date Revenues
\$205,976



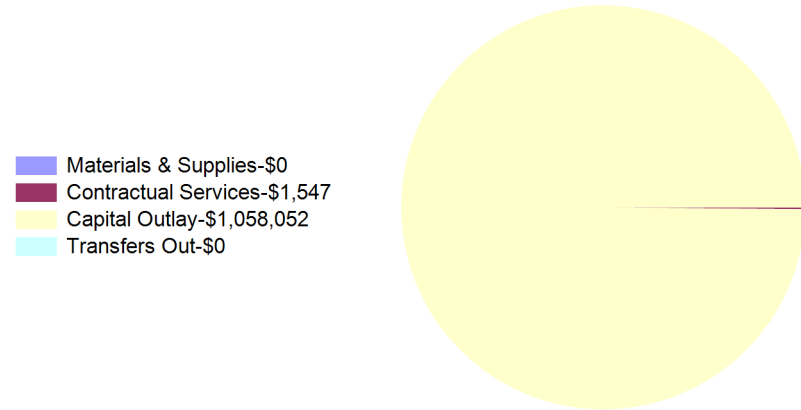
Month To Date Revenues
\$188,336



Year To Date Expenditures
\$1,099,386



Month To Date Expenditures
\$1,059,599



City of Casper, Wyoming
Capital-One Cent 17 Fund Statement of Revenues and Expenditures
For Fiscal Year 2024 as of August 31, 2023
16.67 % OF THE FISCAL YEAR HAS ELAPSED

The monthly financial statements reported this month are not inclusive of all year end entries. The amounts reported this month are subject to change as we finalize the prior fiscal year and complete the audit.

	Revised Budget	Current Year To Date	Current Year % of Budget
Revenues:			
Local Taxes	\$ 18,990,033	\$ -	0.00%
Other Sources	7,800	-	0.00%
Total Revenues	\$ 18,997,833	\$ -	0.00%

	Revised Budget	Current Year To Date	Current Year % of Budget
Expenditures:			
Capital Outlay	\$ 2,621,403	\$ -	0.00%
Transfers Out	1,607,036	320,088	19.92%
Other Costs	318,500	-	0.00%
Total Expenditures	\$ 4,546,939	\$ 320,088	7.04%
Net Revenue (Shortfall)	\$ 14,450,894	\$ (320,088)	-7.04%

Capital-One Cent 17 Fund Summary of Cash and Investments


Cash	\$ 843,389
Investments	7,846,228
	\$ 8,689,617

City of Casper, Wyoming
Capital-One Cent 17 Fund Summary of Revenues and Expenditures
For Fiscal Year 2024 as of August 31, 2023
16.67 % OF THE FISCAL YEAR HAS ELAPSED

The monthly financial statements reported this month are not inclusive of all year end entries. The amounts reported this month are subject to change as we finalize the prior fiscal year and complete the audit.


Year To Date Expenditures
\$320,088

- Capital Outlay-\$0
- Transfers Out-\$320,088
- Other Costs-\$0



Month To Date Expenditures
\$185,765

- Capital Outlay-\$0
- Transfers Out-\$185,765
- Other Costs-\$0



City of Casper, Wyoming
Utility Enterprise Funds Consolidated Balance Sheet
For Fiscal Year 2024 as of August 31, 2023
16.67 % OF THE FISCAL YEAR HAS ELAPSED

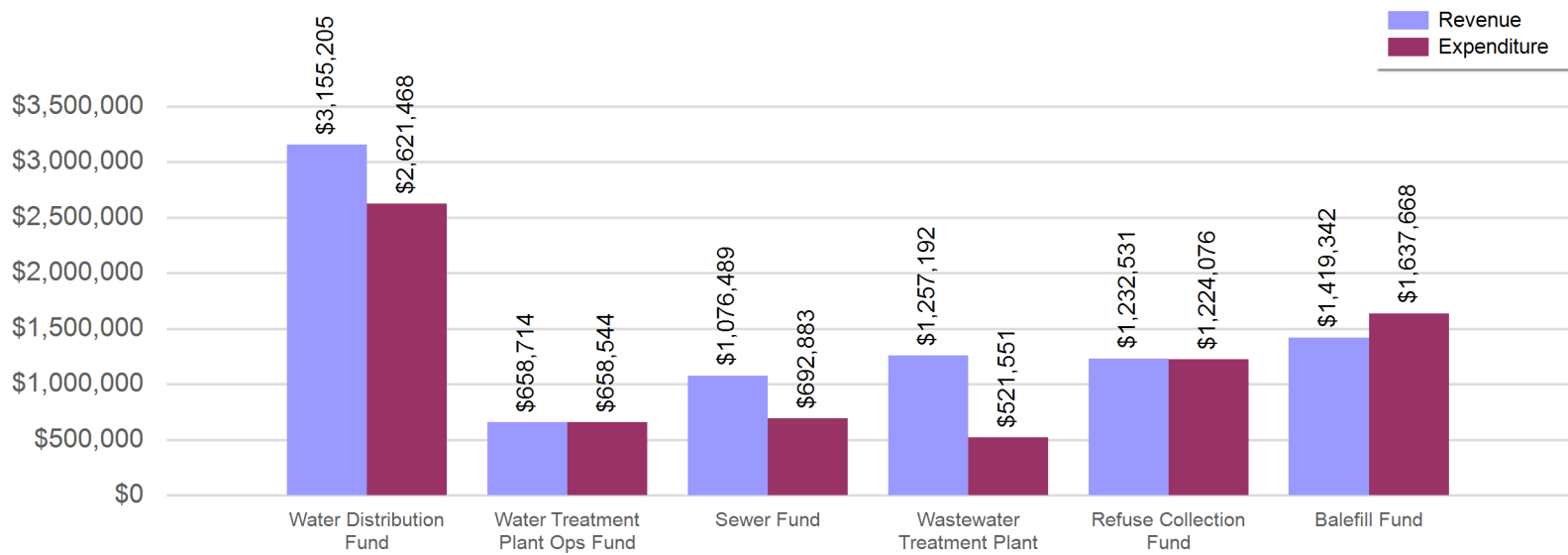
The monthly financial statements reported this month are not inclusive of all year end entries. The amounts reported this month are subject to change as we finalize the prior fiscal year and complete the audit.

	Water Distribution Fund	Water Treatment Plant Ops Fund	Sewer Fund	Wastewater Treatment Plant	Refuse Collection Fund	Balefill Fund
ASSETS						
Current Assets						
Cash	1,232,539	(234,596)	1,045,897	1,042,642	427,667	79,428
Investments	23,923,521		8,081,337	12,137,114	4,168,760	7,492,389
Market Adjustments	-		-	-	-	-
Inventory	525,497			65,494		19,950
Grants Receivable				-		-
Accounts Receivable	1,323,655	498,069	564,086	645,307	597,636	517,814
Clearing	55,951					
Prepaid Expenses	6,097			1,448	4,328	5,902
Lease Receivable - Short Term	8,584					
Total Current Assets	27,075,844	263,474	9,691,321	13,892,005	5,198,390	8,115,483
Capital Assets						
Land, Buildings & Improvements	101,328,757		31,382,210	84,654,088	5,212,769	43,841,913
Equipment	5,721,644		2,108,327	8,037,512	8,030,476	10,252,857
Accumulated Depreciation	(45,903,870)		(22,292,257)	(54,721,556)	(5,099,275)	(21,491,548)
Total Capital Assets	61,146,530		11,198,280	37,970,044	8,143,969	32,603,221
Non-Current Assets						
Lease Receivable - Long Term	254,214					
Total Assets	88,476,588	263,474	20,889,601	51,862,049	13,342,359	40,718,705
DEFERRED OUTFLOWS OF RESOURCES						
Total Deferred Outflows Of Resources	1,320,202	689,445	468,902	945,355	1,588,708	1,305,287
LIABILITIES						
Current Liabilities						
Accounts Payable	1,700,008	272,557	76,138	498,651	374,772	801,219
Accrued Wages and Benefits Payable	(476)	431	-	(900)	(1,736)	167
Interest Payable	56,982			59,699		99,566
Customer Deposits	49,975					
Total Current Liabilities	1,806,489	272,988	76,138	557,450	373,036	900,952
Non-Current Liabilities						
Notes Payable	2,826,285			13,475,860		5,328,058
Closure & Post Closure Costs						8,529,544
Accrued Comp ABS	115,666	44,601	35,283	78,941	116,259	127,810
Net Pension Liability	2,011,937	1,008,810	770,106	1,403,809	2,432,512	2,000,571
Net OPEB Liability	85,685	48,402	25,587	64,575	102,118	83,725
Total Non-Current Liabilities	5,039,573	1,101,813	830,976	15,023,185	2,650,889	16,069,708
Total Liabilities	6,846,062	1,374,801	907,114	15,580,635	3,023,925	16,970,659
DEFERRED INFLOWS OF RESOURCES						
Total Deferred Inflows Of Resources	870,985	314,235	235,381	436,172	751,925	618,302
NET POSITION						
Net Investment in Capital Assets	58,583,043		11,198,280	24,494,184	8,143,969	27,275,163
Unrestricted	23,496,700	(736,118)	9,017,729	12,296,412	3,011,248	(2,840,133)
Total Net Position	82,079,743	(736,118)	20,216,009	36,790,596	11,155,217	24,435,030

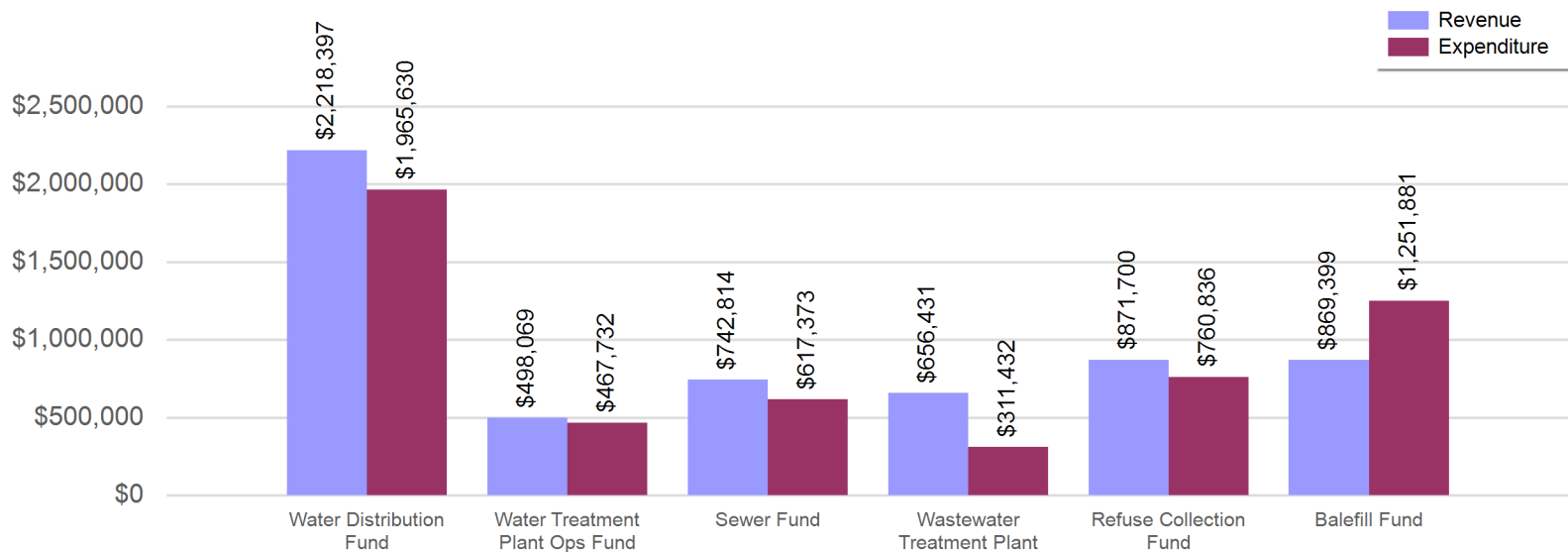
City of Casper, Wyoming
Utility Enterprise Funds Revenue and Expenditure Comparison
 For Fiscal Year 2024 as of August 31, 2023
 16.67 % OF THE FISCAL YEAR HAS ELAPSED

The monthly financial statements reported this month are not inclusive of all year end entries. The amounts reported this month are subject to change as we finalize the prior fiscal year and complete the audit.

Utility Enterprise Funds YTD Revenue and Expenditure Comparison



Utility Enterprise Funds MTD Revenue and Expenditure Comparison



City of Casper, Wyoming
Water Distribution Fund Statement of Revenues and Expenditures
For Fiscal Year 2024 as of August 31, 2023
16.67 % OF THE FISCAL YEAR HAS ELAPSED

The monthly financial statements reported this month are not inclusive of all year end entries. The amounts reported this month are subject to change as we finalize the prior fiscal year and complete the audit.

	Revised Budget	Current Year To Date	Current Year % of Budget
Revenues:			
Goods and Svcs Rev	\$ 13,835,685	\$ 2,838,326	20.51%
Misc Revenue	483,363	95,580	19.77%
Utility Revenue	874,000	103,570	11.85%
Other Sources	706,368	117,728	16.67%
Total Revenues	\$ 15,899,416	\$ 3,155,205	19.84%
	Revised Budget	Current Year To Date	Current Year % of Budget
Expenditures:			
Personnel Services	\$ 2,545,023	\$ 384,895	15.12%
Materials & Supplies	9,104,057	1,312,476	14.42%
Contractual Services	1,560,610	215,681	13.82%
Capital Outlay	4,254,365	188,028	4.42%
Debt Service	656,714	488,993	74.46%
Transfers Out	5,989	467	7.80%
Other Costs	210,708	29,337	13.92%
Utility Expense	27,200	1,591	5.85%
Total Expenditures	\$ 18,364,666	\$ 2,621,468	14.27%
Net Revenue (Shortfall)	\$ (2,465,250)	\$ 533,737	5.57%

Water Distribution Fund Summary of Cash and Investments

Cash	\$ 1,232,539
Investments	23,923,521
	\$ 25,156,060

City of Casper, Wyoming Water Distribution Fund Summary of Revenues and Expenditures

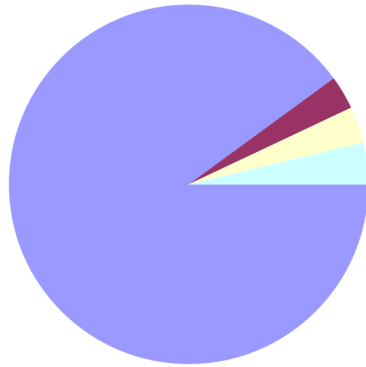
For Fiscal Year 2024 as of August 31, 2023

16.67 % OF THE FISCAL YEAR HAS ELAPSED

The monthly financial statements reported this month are not inclusive of all year end entries. The amounts reported this month are subject to change as we finalize the prior fiscal year and complete the audit.

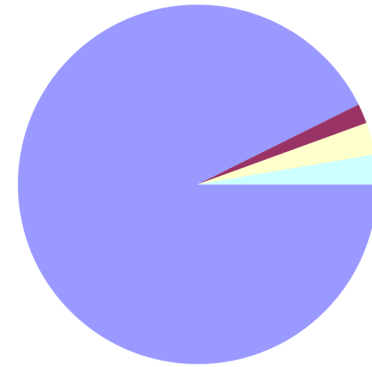
Year To Date Revenues
\$3,155,205

- Goods and Svcs Rev-\$2,838,326
- Misc Revenue-\$95,580
- Utility Revenue-\$103,570
- Other Sources-\$117,728



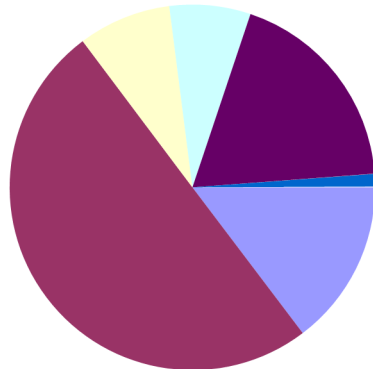
Month To Date Revenues
\$2,218,397

- Goods and Svcs Rev-\$2,055,883
- Misc Revenue-\$39,403
- Utility Revenue-\$64,247
- Other Sources-\$58,864



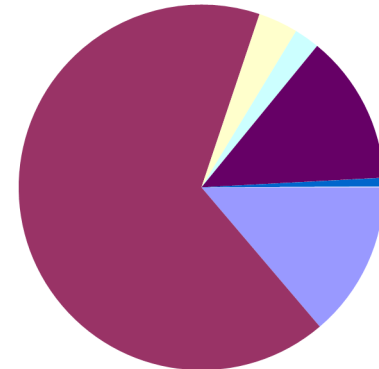
Year To Date Expenditures
\$2,621,468

- Personnel Services-\$384,895
- Materials & Supplies-\$1,312,476
- Contractual Services-\$215,681
- Capital Outlay-\$188,028
- Debt Service-\$488,993
- Transfers Out-\$467
- Other Costs-\$29,337
- Utility Expense-\$1,591



Month To Date Expenditures
\$1,965,630

- Personnel Services-\$270,944
- Materials & Supplies-\$1,304,555
- Contractual Services-\$69,140
- Capital Outlay-\$44,186
- Debt Service-\$260,180
- Transfers Out-\$188
- Other Costs-\$15,028
- Utility Expense-\$1,409



City of Casper, Wyoming
Water Treatment Plant Ops Fund Statement of Revenues and Expenditures
For Fiscal Year 2024 as of August 31, 2023
16.67 % OF THE FISCAL YEAR HAS ELAPSED

The monthly financial statements reported this month are not inclusive of all year end entries. The amounts reported this month are subject to change as we finalize the prior fiscal year and complete the audit.

	Revised Budget	Current Year To Date	Current Year % of Budget
Revenues:			
Intergovernmental	\$ 4,344,283	\$ 658,714	15.16%
Total Revenues	\$ 4,344,283	\$ 658,714	15.16%
	Revised Budget	Current Year To Date	Current Year % of Budget
Expenditures:			
Personnel Services	\$ 1,274,037	\$ 185,904	14.59%
Materials & Supplies	2,575,300	411,643	15.98%
Contractual Services	397,623	56,451	14.20%
Other Costs	34,623	4,324	12.49%
Utility Expense	62,700	221	0.35%
Total Expenditures	\$ 4,344,283	\$ 658,544	15.16%
Net Revenue (Shortfall)	\$ -	\$ 170	0.00%

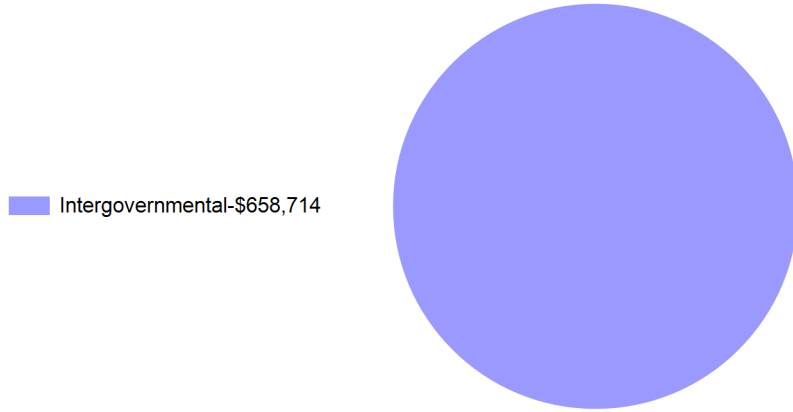
Water Treatment Plant Ops Fund Summary of Cash and Investments

Cash	\$ (234,596)
Investments	-
	\$ (234,596)

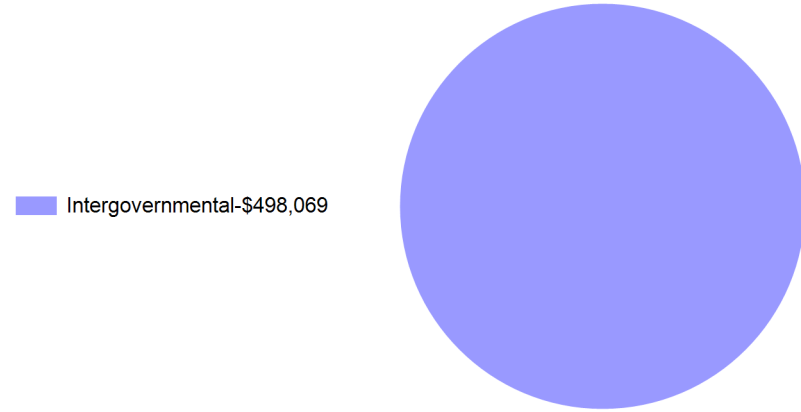
City of Casper, Wyoming
Water Treatment Plant Ops Summary of Revenues and Expenditures
For Fiscal Year 2024 as of August 31, 2023
16.67 % OF THE FISCAL YEAR HAS ELAPSED

The monthly financial statements reported this month are not inclusive of all year end entries. The amounts reported this month are subject to change as we finanlize the prior fiscal year and complete the audit.

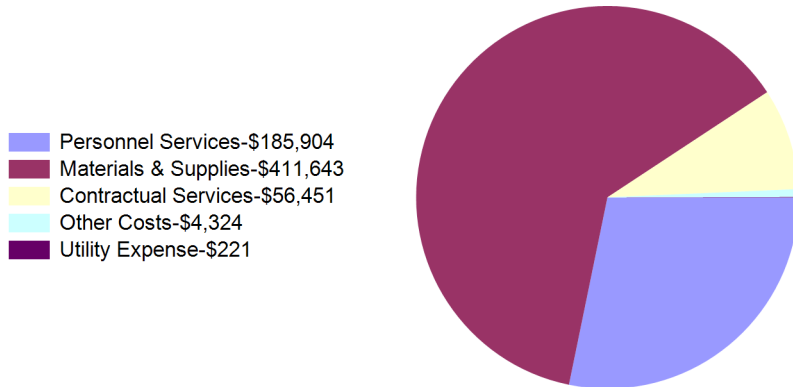
Year To Date Revenues
\$658,714



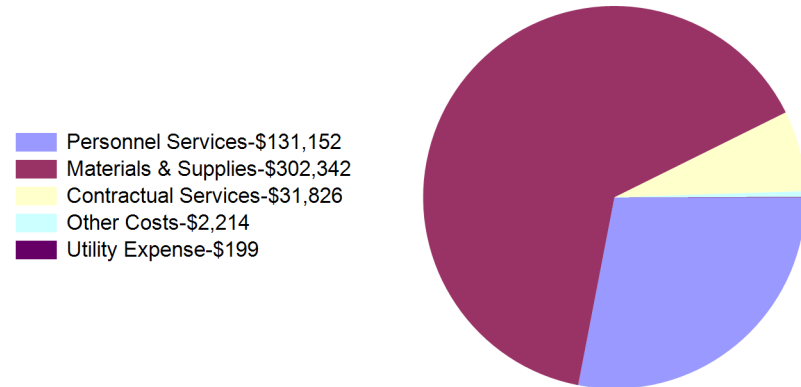
Month To Date Revenues
\$498,069



Year To Date Expenditures
\$658,544



Month To Date Expenditures
\$467,732



City of Casper, Wyoming
Sewer Fund Statement of Revenues and Expenditures
For Fiscal Year 2024 as of August 31, 2023
16.67 % OF THE FISCAL YEAR HAS ELAPSED

The monthly financial statements reported this month are not inclusive of all year end entries. The amounts reported this month are subject to change as we finalize the prior fiscal year and complete the audit.

	<u>Revised Budget</u>	<u>Current Year To Date</u>	<u>Current Year % of Budget</u>
Revenues:			
Goods and Svcs Rev	\$ 7,780,599	\$ 1,015,412	13.05%
Misc Revenue	155,089	29,116	18.77%
Utility Revenue	40,000	5,245	13.11%
Other Sources	160,299	26,717	16.67%
Total Revenues	\$ 8,135,987	\$ 1,076,489	13.23%

	<u>Revised Budget</u>	<u>Current Year To Date</u>	<u>Current Year % of Budget</u>
Expenditures:			
Personnel Services	\$ 933,563	\$ 138,847	14.87%
Materials & Supplies	99,600	11,293	11.34%
Contractual Services	420,110	54,291	12.92%
Capital Outlay	1,161,000	13,943	1.20%
Transfers Out	292	467	159.88%
Other Costs	54,556	4,658	8.54%
Utility Expense	5,907,086	469,385	7.95%
Total Expenditures	\$ 8,576,207	\$ 692,883	8.08%
Net Revenue (Shortfall)	\$ (440,220)	\$ 383,606	5.15%

Sewer Fund Summary of Cash and Investments

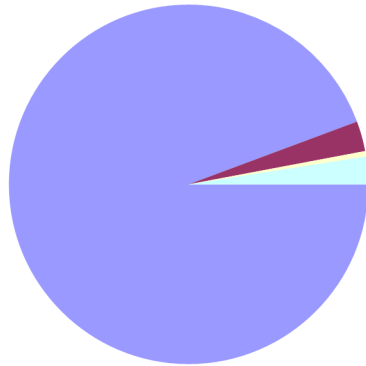
Cash	\$ 1,045,897
Investments	8,081,337
	<u>\$ 9,127,234</u>

City of Casper, Wyoming
Sewer Fund Summary of Revenues and Expenditures
For Fiscal Year 2024 as of August 31, 2023
16.67 % OF THE FISCAL YEAR HAS ELAPSED

The monthly financial statements reported this month are not inclusive of all year end entries. The amounts reported this month are subject to change as we finalize the prior fiscal year and complete the audit.

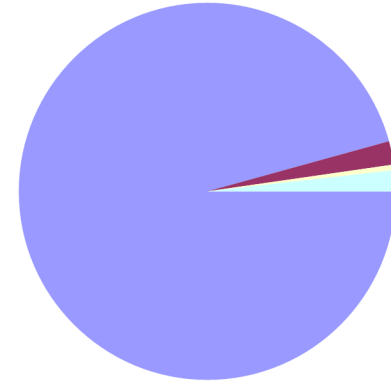
Year To Date Revenues
\$1,076,489

- Goods and Svcs Rev-\$1,015,412
- Misc Revenue-\$29,116
- Utility Revenue-\$5,245
- Other Sources-\$26,717



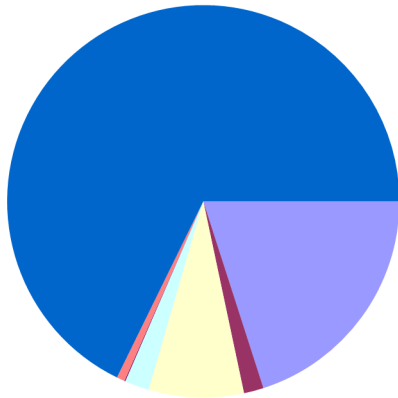
Month To Date Revenues
\$742,814

- Goods and Svcs Rev-\$710,979
- Misc Revenue-\$14,924
- Utility Revenue-\$3,553
- Other Sources-\$13,358



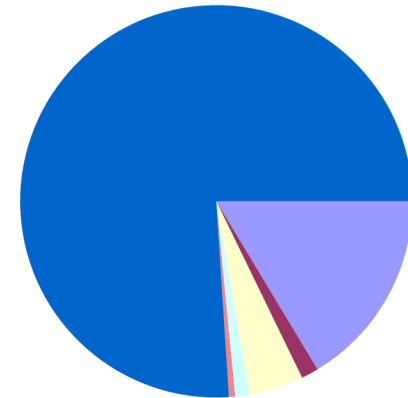
Year To Date Expenditures
\$692,883

- Personnel Services-\$138,847
- Materials & Supplies-\$11,293
- Contractual Services-\$54,291
- Capital Outlay-\$13,943
- Transfers Out-\$467
- Other Costs-\$4,658
- Utility Expense-\$469,385



Month To Date Expenditures
\$617,373

- Personnel Services-\$101,041
- Materials & Supplies-\$8,823
- Contractual Services-\$28,021
- Capital Outlay-\$7,125
- Transfers Out-\$188
- Other Costs-\$2,802
- Utility Expense-\$469,373



City of Casper, Wyoming
Wastewater Treatment Plant Fund Statement of Revenues and Expenditures
For Fiscal Year 2024 as of August 31, 2023
16.67 % OF THE FISCAL YEAR HAS ELAPSED

The monthly financial statements reported this month are not inclusive of all year end entries. The amounts reported this month are subject to change as we finalize the prior fiscal year and complete the audit.

	<u>Revised Budget</u>	<u>Current Year To Date</u>	<u>Current Year % of Budget</u>
Revenues:			
Intergovernmental	\$ 8,967,708	\$ 1,090,250	12.16%
Misc Revenue	239,884	40,356	16.82%
Utility Revenue	630,000	126,585	20.09%
Total Revenues	\$ 9,837,592	\$ 1,257,192	12.78%

	<u>Revised Budget</u>	<u>Current Year To Date</u>	<u>Current Year % of Budget</u>
Expenditures:			
Personnel Services	\$ 1,694,252	\$ 254,849	15.04%
Materials & Supplies	1,434,200	66,035	4.60%
Contractual Services	799,152	110,699	13.85%
Capital Outlay	4,257,000	960	0.02%
Debt Service	846,297	43,180	5.10%
Other Costs	249,772	40,385	16.17%
Utility Expense	77,000	5,443	7.07%
Total Expenditures	\$ 9,357,673	\$ 521,551	5.57%
Net Revenue (Shortfall)	\$ 479,919	\$ 735,641	7.21%

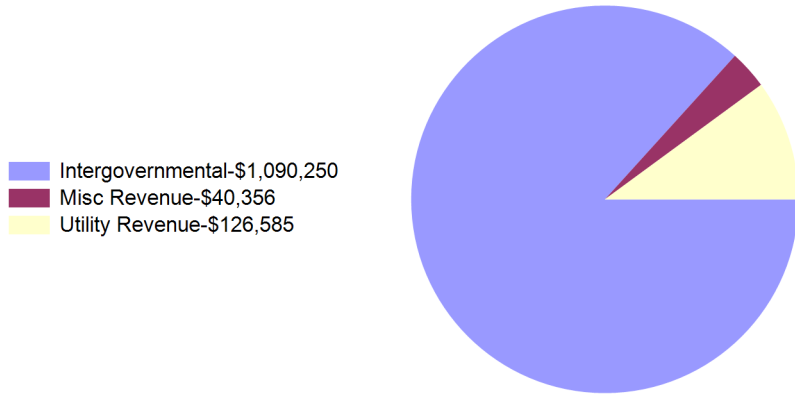
Wastewater Treatment Plant Fund Summary of Cash and Investments

Cash	\$ 1,042,642
Investments	12,137,114
	<u>\$ 13,179,755</u>

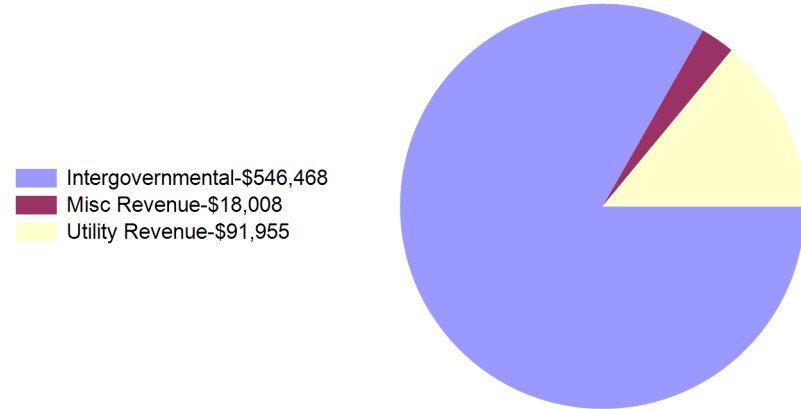
City of Casper, Wyoming
Sewer Fund Summary of Revenues and Expenditures
 For Fiscal Year 2024 as of August 31, 2023
 16.67 % OF THE FISCAL YEAR HAS ELAPSED

The monthly financial statements reported this month are not inclusive of all year end entries. The amounts reported this month are subject to change as we finalize the prior fiscal year and complete the audit.

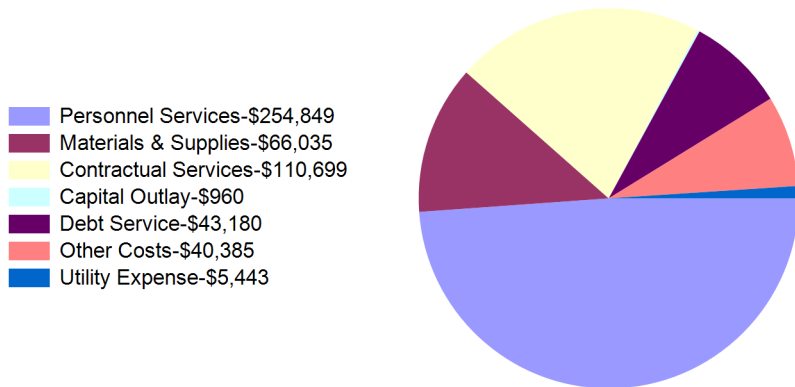
Year To Date Revenues
\$1,257,192



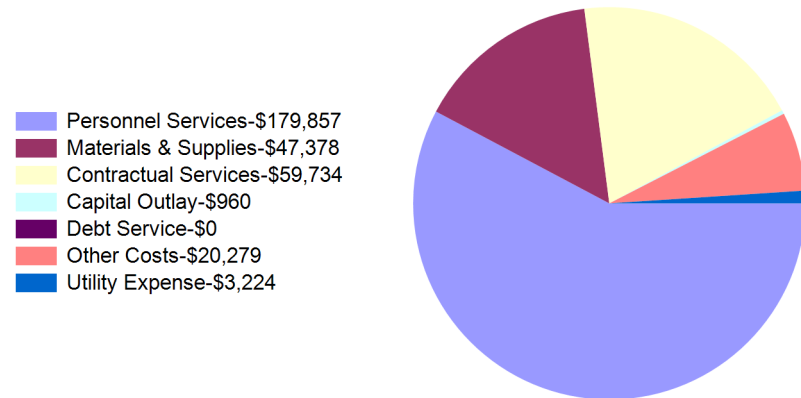
Month To Date Revenues
\$656,431



Year To Date Expenditures
\$521,551



Month To Date Expenditures
\$311,432



City of Casper, Wyoming
Refuse Collection Fund Statement of Revenues and Expenditures
For Fiscal Year 2024 as of August 31, 2023
16.67 % OF THE FISCAL YEAR HAS ELAPSED

The monthly financial statements reported this month are not inclusive of all year end entries. The amounts reported this month are subject to change as we finalize the prior fiscal year and complete the audit.

	Revised Budget	Current Year To Date	Current Year % of Budget
Revenues:			
Misc Revenue	\$ 69,978	\$ 12,883	18.41%
Utility Revenue	10,635,050	1,219,648	11.47%
Total Revenues	\$ 10,705,028	\$ 1,232,531	11.51%
Expenditures:			
Personnel Services	\$ 2,749,165	\$ 407,670	14.83%
Materials & Supplies	714,302	92,284	12.92%
Contractual Services	4,359,631	672,146	15.42%
Capital Outlay	2,413,400	8,837	0.37%
Transfers Out	25,000	25,000	100.00%
Other Costs	124,968	17,906	14.33%
Utility Expense	3,000	234	7.81%
Total Expenditures	\$ 10,389,466	\$ 1,224,076	11.78%
Net Revenue (Shortfall)	\$ 315,562	\$ 8,455	-0.27%

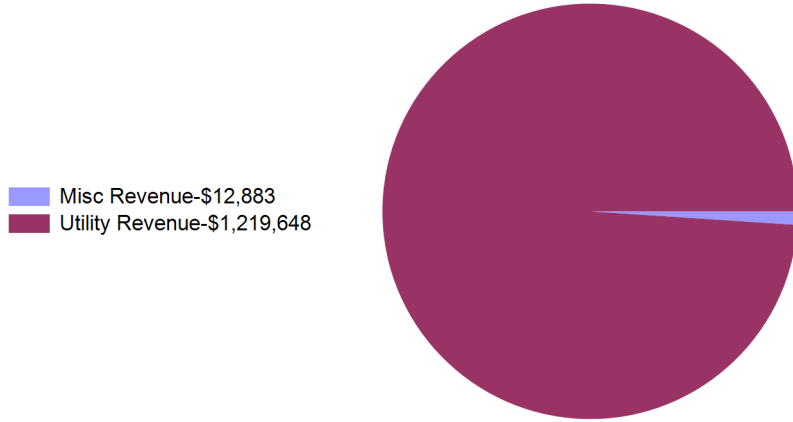
Refuse Collection Fund Summary of Cash and Investments

Cash	\$ 427,667
Investments	4,168,760
	\$ 4,596,426

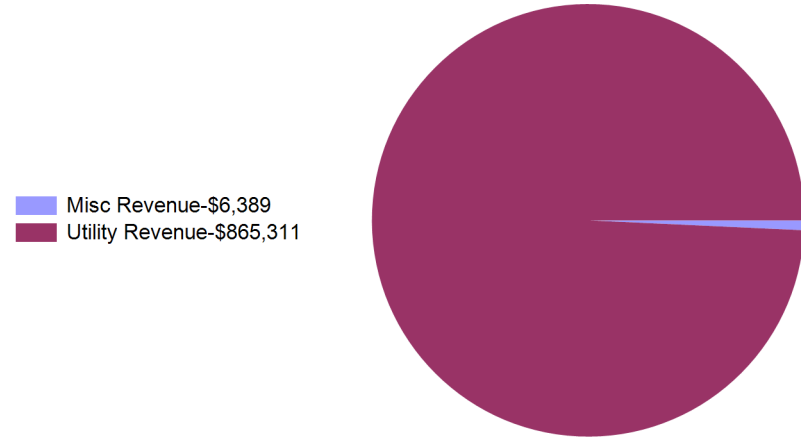
City of Casper, Wyoming
Refuse Collection Fund Summary of Revenues and Expenditures
 For Fiscal Year 2024 as of August 31, 2023
 16.67 % OF THE FISCAL YEAR HAS ELAPSED

The monthly financial statements reported this month are not inclusive of all year end entries. The amounts reported this month are subject to change as we finanlize the prior fiscal year and complete the audit.

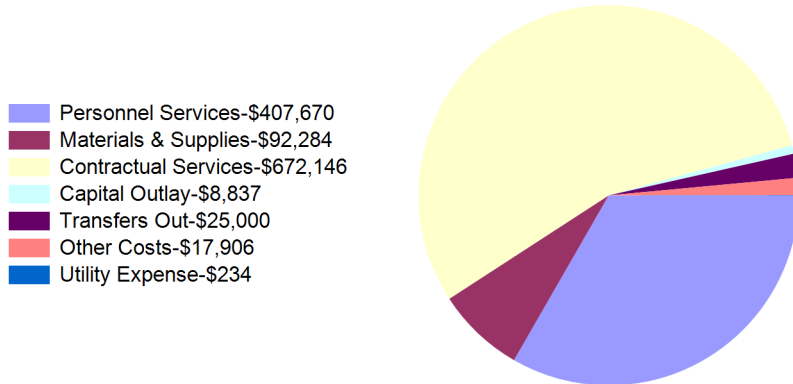
Year To Date Revenues
\$1,232,531



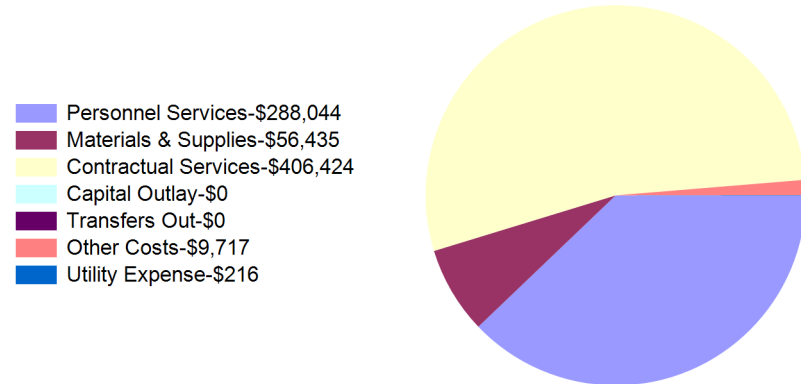
Month To Date Revenues
\$871,700



Year To Date Expenditures
\$1,224,076



Month To Date Expenditures
\$760,836



City of Casper, Wyoming
Balefill Fund Statement of Revenues and Expenditures
For Fiscal Year 2024 as of August 31, 2023
16.67 % OF THE FISCAL YEAR HAS ELAPSED

The monthly financial statements reported this month are not inclusive of all year end entries. The amounts reported this month are subject to change as we finalize the prior fiscal year and complete the audit.

	Revised Budget	Current Year To Date	Current Year % of Budget
Revenues:			
Intergovernmental	\$ 200,340	\$ -	0.00%
Goods and Svcs Rev	266,100	46,699	17.55%
Misc Revenue	276,588	32,511	11.75%
Utility Revenue	6,629,900	1,340,132	20.21%
Total Revenues	\$ 7,372,928	\$ 1,419,342	19.25%
Expenditures:			
Personnel Services	\$ 2,634,229	\$ 394,174	14.96%
Materials & Supplies	1,496,065	104,433	6.98%
Contractual Services	2,373,570	264,473	11.14%
Capital Outlay	2,311,100	477,752	20.67%
Debt Service	482,346	342,174	70.94%
Transfers Out	10,000	10,000	100.00%
Other Costs	246,929	38,417	15.56%
Utility Expense	22,550	6,246	27.70%
Total Expenditures	\$ 9,576,789	\$ 1,637,668	17.10%
Net Revenue (Shortfall)	\$ (2,203,861)	\$ (218,326)	2.15%


Balefill Fund Summary of Cash and Investments

Cash	\$ 79,428
Investments	7,492,389
	\$ 7,571,816


City of Casper, Wyoming
Balefill Fund Summary of Revenues and Expenditures
 For Fiscal Year 2024 as of August 31, 2023
 16.67 % OF THE FISCAL YEAR HAS ELAPSED

The monthly financial statements reported this month are not inclusive of all year end entries. The amounts reported this month are subject to change as we finanlize the prior fiscal year and complete the audit.

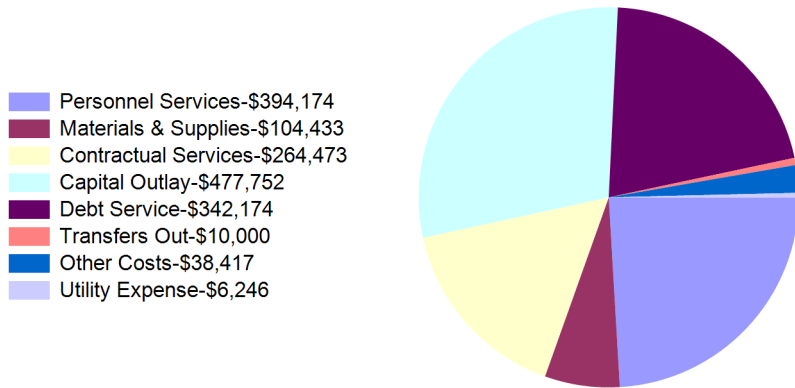
Year To Date Revenues
\$1,419,342



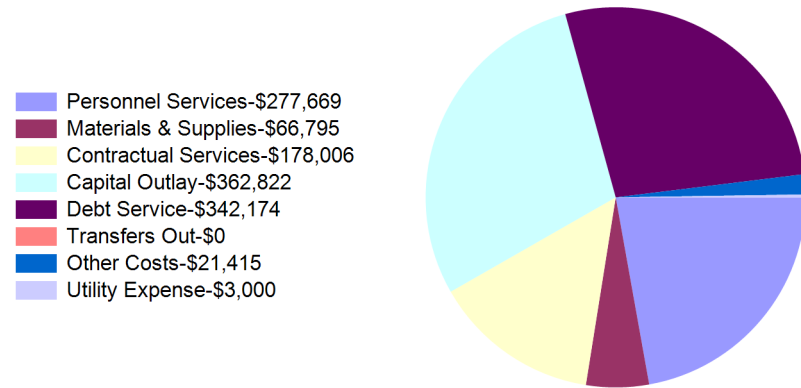
Month To Date Revenues
\$869,399



Year To Date Expenditures
\$1,637,668



Month To Date Expenditures
\$1,251,881



City of Casper, Wyoming
Parks & Recreation Enterprise Funds Consolidated Balance Sheet
For Fiscal Year 2024 as of August 31, 2023
16.67 % OF THE FISCAL YEAR HAS ELAPSED

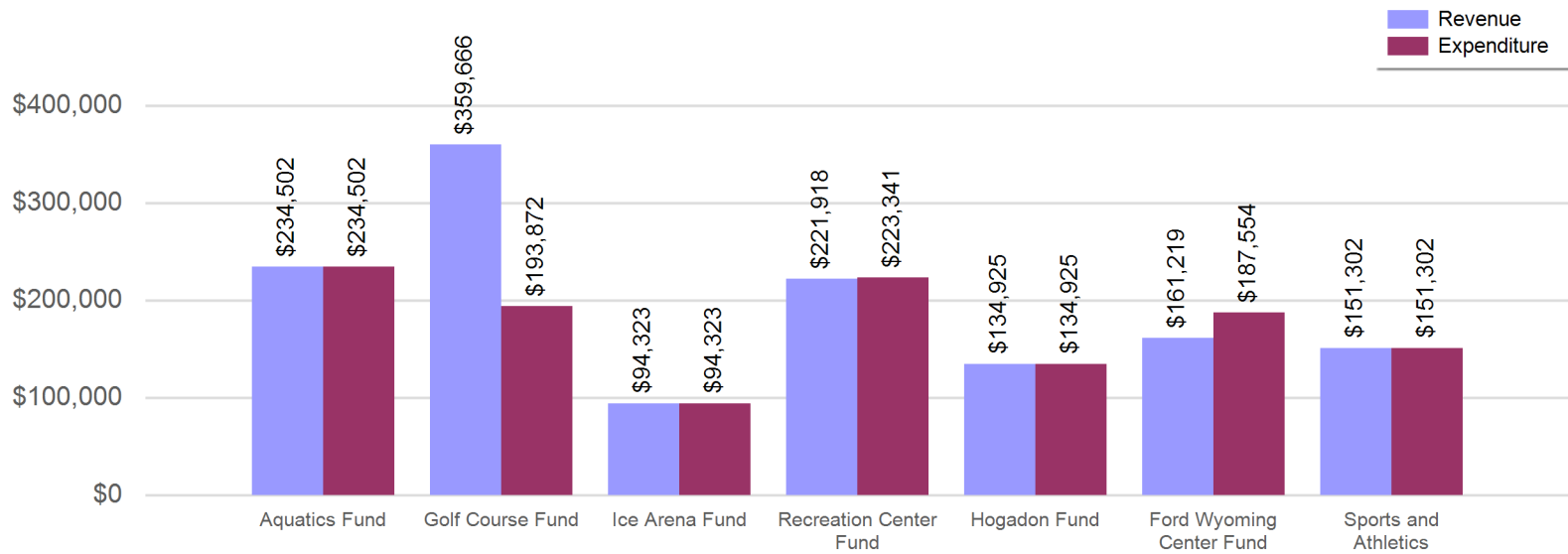
The monthly financial statements reported this month are not inclusive of all year end entries. The amounts reported this month are subject to change as we finalize the prior fiscal year and complete the audit.

	Aquatics Fund	Golf Course Fund	Ice Arena Fund	Recreation Center Fund	Hogadon Fund	Ford Wyoming Center Fund	Sports and Athletics
ASSETS							
Current Assets							
Cash	21,902	793,973	(351)	139,270	(30,301)	977,337	2,134
Inventory		35,018			20,495		
Grants Receivable						6,405	
Accounts Receivable		2,811	8,482	788	40,238	-	
Lease Receivable - Short Term		23,792				15,119	
Total Current Assets	21,902	855,593	8,130	140,058	30,432	998,861	2,134
Capital Assets							
Land, Buildings & Improvements	14,432,867	7,097,801	5,328,515	7,333,709	10,372,812	34,200,275	
Equipment	47,801	1,272,125	302,111	387,647	2,329,091	1,755,264	
Accumulated Depreciation	(3,990,239)	(5,495,973)	(2,123,904)	(5,122,466)	(4,189,634)	(23,706,318)	
Total Capital Assets	10,490,430	2,873,954	3,506,722	2,598,890	8,512,269	12,249,221	
Non-Current Assets							
Lease Receivable - Long Term		-				148,351	
Total Assets	10,512,332	3,729,547	3,514,852	2,738,948	8,542,701	13,396,433	2,134
DEFERRED OUTFLOWS OF RESOURCES							
Total Deferred Outflows Of Resources	121,692	217,311	100,726	294,573	260,205		
LIABILITIES							
Current Liabilities							
Accounts Payable	21,902	49,255	8,166	27,195	30,432	952,959	13,828
Accrued Wages and Benefits Payable	-	-	(36)	82	-		(11,694)
Deferred Revenue		2,196		112,781			
Unearned Revenue						-	
Total Current Liabilities	21,902	51,451	8,130	140,058	30,432	952,959	2,134
Non-Current Liabilities							
Accrued Comp ABS	15,654	20,647	6,699	22,755	20,085		-
Net Pension Liability	221,654	375,107	159,136	463,200	394,999		
Net OPEB Liability	4,738	10,269	6,046	17,872	17,023		
Total Non-Current Liabilities	242,046	406,023	171,881	503,828	432,107		-
Total Liabilities	263,949	457,474	180,012	643,886	462,540	952,959	2,134
DEFERRED INFLOWS OF RESOURCES							
Total Deferred Inflows Of Resources	66,708	137,467	48,940	142,559	122,274	155,924	
NET POSITION							
Net Investment in Capital Assets	10,490,430	2,897,745	3,506,722	2,598,890	8,512,269	12,412,691	
Unrestricted	(187,063)	454,172	(120,095)	(351,813)	(294,177)	(125,141)	-
Total Net Position	10,303,367	3,351,917	3,386,627	2,247,077	8,218,092	12,287,550	-

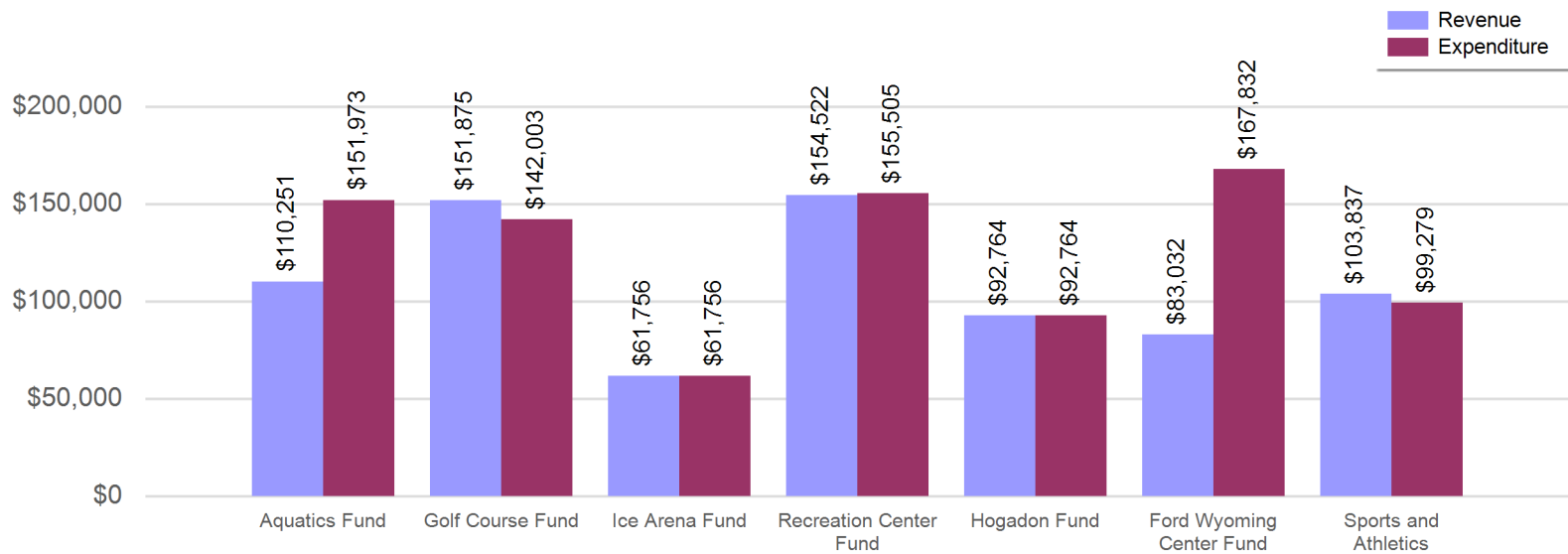
City of Casper, Wyoming
Parks & Recreation Enterprise Funds Revenue and Expenditure Comparison
 For Fiscal Year 2024 as of August 31, 2023
 16.67 % OF THE FISCAL YEAR HAS ELAPSED

The monthly financial statements reported this month are not inclusive of all year end entries. The amounts reported this month are subject to change as we finalize the prior fiscal year and complete the audit.

Parks & Recreation Enterprise Funds YTD Revenue and Expenditure Comparison



Parks & Recreation Enterprise Funds MTD Revenue and Expenditure Comparison



City of Casper, Wyoming
Aquatics Fund Statement of Revenues and Expenditures
For Fiscal Year 2024 as of August 31, 2023
16.67 % OF THE FISCAL YEAR HAS ELAPSED

The monthly financial statements reported this month are not inclusive of all year end entries. The amounts reported this month are subject to change as we finalize the prior fiscal year and complete the audit.

	Revised Budget	Current Year To Date	Current Year % of Budget
Revenues:			
Goods and Svcs Rev	\$ 581,662	\$ 128,359	22.07%
Misc Revenue	70,650	8,272	11.71%
Other Sources	528,854	97,871	18.51%
Total Revenues	\$ 1,181,166	\$ 234,502	19.85%
Expenditures:			
Personnel Services	\$ 603,325	\$ 152,801	25.33%
Materials & Supplies	268,396	22,414	8.35%
Contractual Services	226,977	39,877	17.57%
Other Costs	60,918	9,407	15.44%
Utility Expense	21,550	10,003	46.42%
Total Expenditures	\$ 1,181,166	\$ 234,502	19.85%
Net Revenue (Shortfall)	\$ -	\$ -	0.00%
Cost Recovery	58.26 %		

Aquatics Fund Summary of Cash and Investments

Cash	\$ 21,902
Investments	-
	\$ 21,902

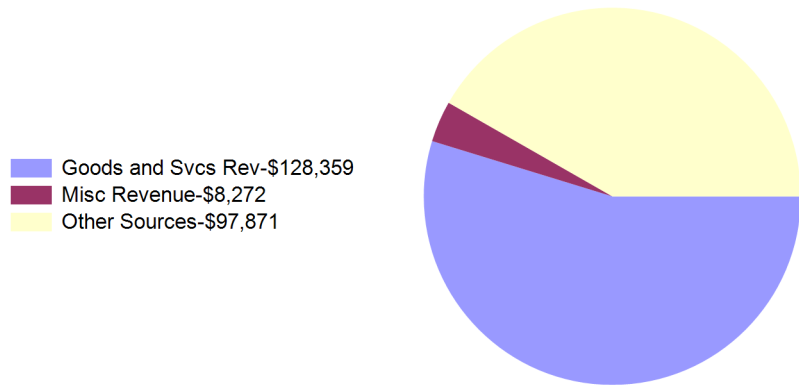
City of Casper, Wyoming Aquatics Fund Summary of Revenues and Expenditures

For Fiscal Year 2024 as of August 31, 2023

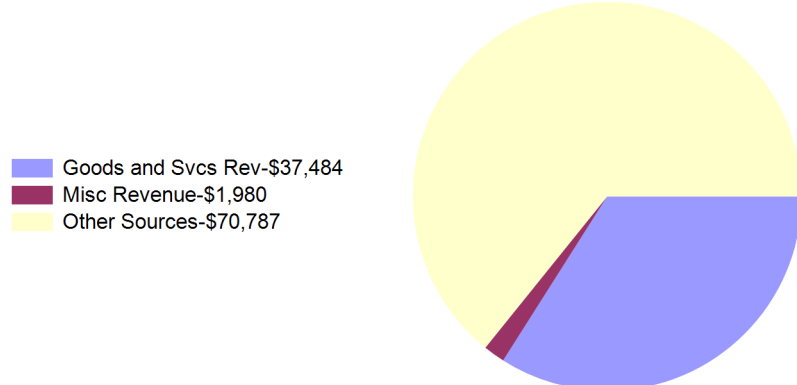
16.67 % OF THE FISCAL YEAR HAS ELAPSED

The monthly financial statements reported this month are not inclusive of all year end entries. The amounts reported this month are subject to change as we finalize the prior fiscal year and complete the audit.

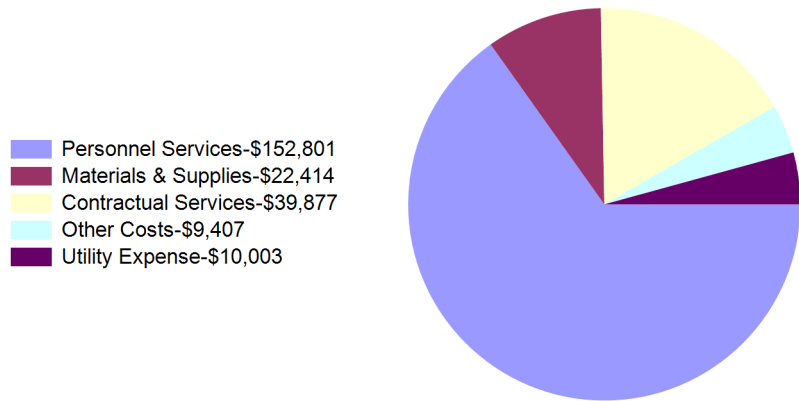
Year To Date Revenues
\$234,502



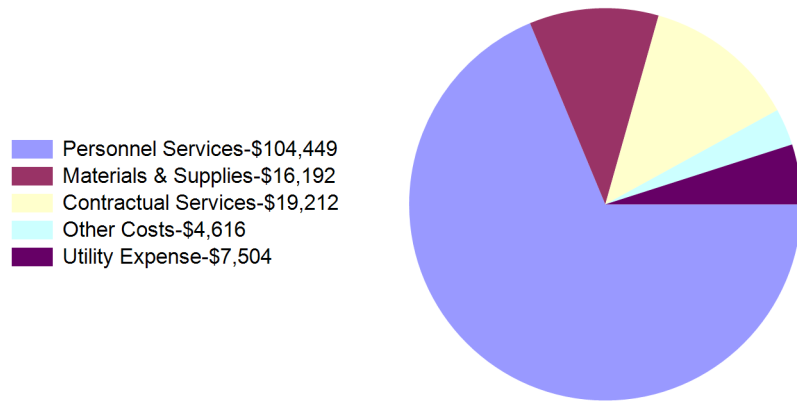
Month To Date Revenues
\$110,251



Year To Date Expenditures
\$234,502



Month To Date Expenditures
\$151,973



City of Casper, Wyoming
Golf Fund Statement of Revenues and Expenditures
For Fiscal Year 2024 as of August 31, 2023
16.67 % OF THE FISCAL YEAR HAS ELASPED

The monthly financial statements reported this month are not inclusive of all year end entries. The amounts reported this month are subject to change as we finanlize the prior fiscal year and complete the audit.

	Revised Budget	Current Year To Date	Current Year % of Budget
Revenues:			
Goods and Svcs Rev	\$ 793,000	\$ 230,510	29.07%
Misc Revenue	321,000	129,156	40.24%
Total Revenues	\$ 1,114,000	\$ 359,666	32.29%
	Revised Budget	Current Year To Date	Current Year % of Budget
Expenditures:			
Personnel Services	\$ 562,178	\$ 124,560	22.16%
Materials & Supplies	184,848	32,107	17.37%
Contractual Services	146,545	29,621	20.21%
Capital Outlay	99,500	-	0.00%
Other Costs	42,281	4,751	11.24%
Utility Expense	23,000	2,833	12.32%
Total Expenditures	\$ 1,058,352	\$ 193,872	18.32%
Net Revenue (Shortfall)	\$ 55,648	\$ 165,794	13.97%

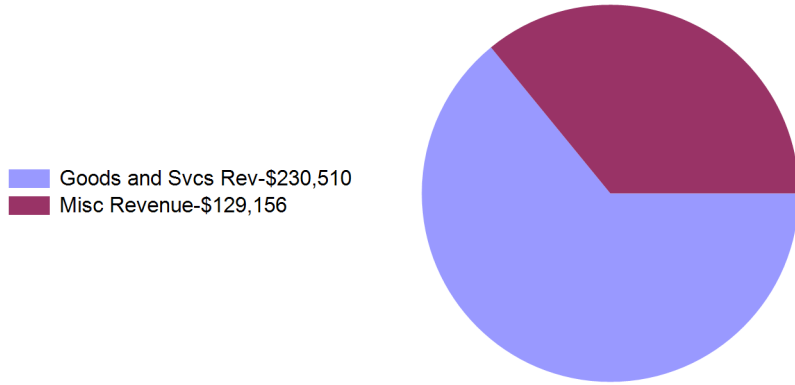
Golf Fund Summary of Cash and Investments

Cash	\$ 793,973
Investments	-
	\$ 793,973

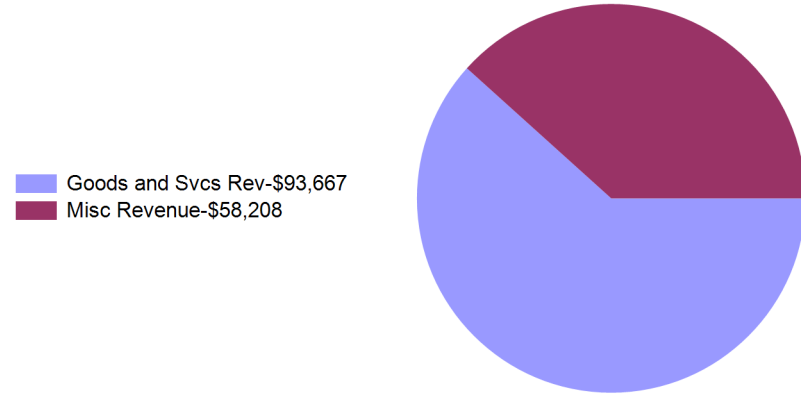
City of Casper, Wyoming
Golf Fund Summary of Revenues and Expenditures
 For Fiscal Year 2024 as of August 31, 2023
 16.67 % OF THE FISCAL YEAR HAS ELAPSED

The monthly financial statements reported this month are not inclusive of all year end entries. The amounts reported this month are subject to change as we finanlize the prior fiscal year and complete the audit.

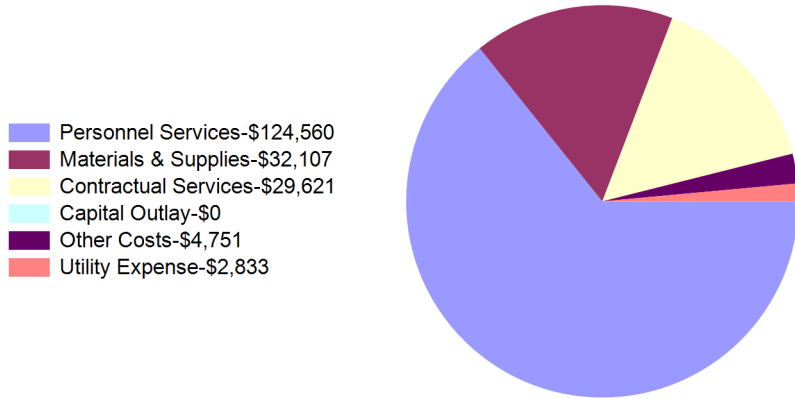
Year To Date Revenues
\$359,666



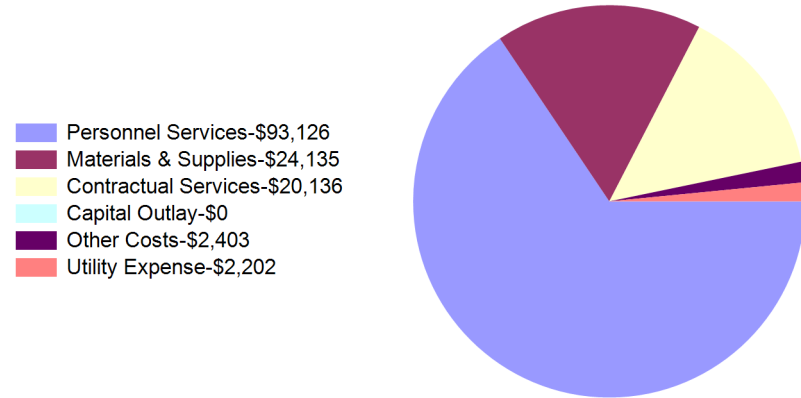
Month To Date Revenues
\$151,875



Year To Date Expenditures
\$193,872



Month To Date Expenditures
\$142,003



City of Casper, Wyoming
Ice Arena Fund Statement of Revenues and Expenditures
For Fiscal Year 2024 as of August 31, 2023
16.67 % OF THE FISCAL YEAR HAS ELAPSED

The monthly financial statements reported this month are not inclusive of all year end entries. The amounts reported this month are subject to change as we finalize the prior fiscal year and complete the audit.

	Revised Budget	Current Year To Date	Current Year % of Budget
Revenues:			
Goods and Svcs Rev	\$ 374,700	\$ 23,321	6.22%
Misc Revenue	33,860	15,739	46.48%
Other Sources	268,617	55,263	20.57%
Total Revenues	\$ 677,177	\$ 94,323	13.93%
	Revised Budget	Current Year To Date	Current Year % of Budget
Expenditures:			
Personnel Services	\$ 349,131	\$ 48,096	13.78%
Materials & Supplies	137,576	18,387	13.36%
Contractual Services	153,193	22,845	14.91%
Other Costs	21,477	3,818	17.78%
Utility Expense	15,800	1,177	7.45%
Total Expenditures	\$ 677,177	\$ 94,323	13.93%
Net Revenue (Shortfall)	\$ -	\$ -	0.00%
Cost Recovery	41.41 %		

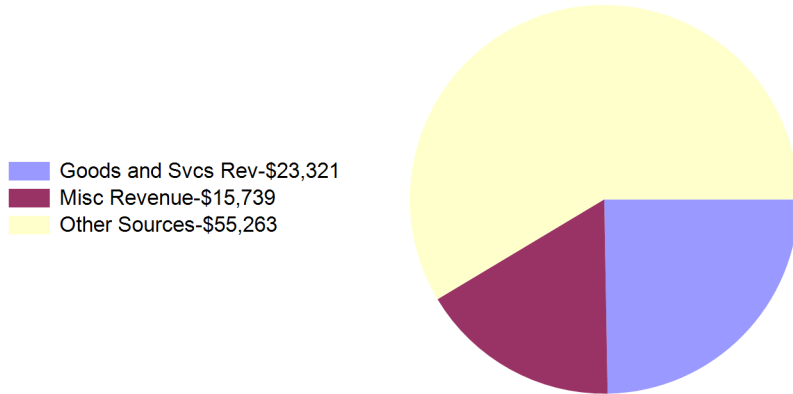
Ice Arena Fund Summary of Cash and Investments

Cash	\$ (351)
Investments	-
	\$ (351)

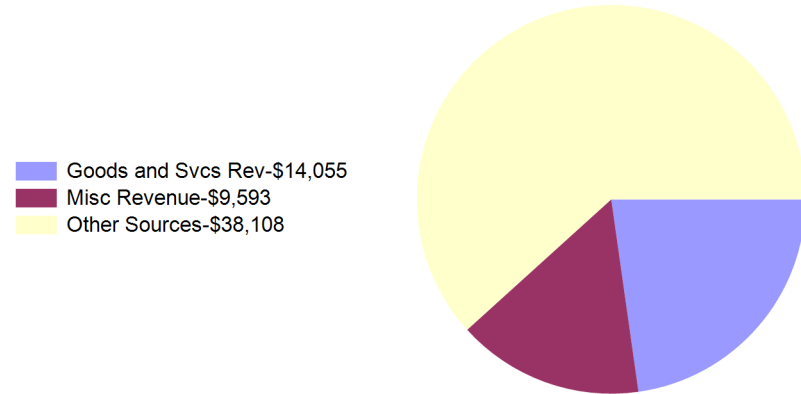
City of Casper, Wyoming
Ice Arena Fund Summary of Revenues and Expenditures
For Fiscal Year 2024 as of August 31, 2023
16.67 % OF THE FISCAL YEAR HAS ELAPSED

The monthly financial statements reported this month are not inclusive of all year end entries. The amounts reported this month are subject to change as we finalize the prior fiscal year and complete the audit.

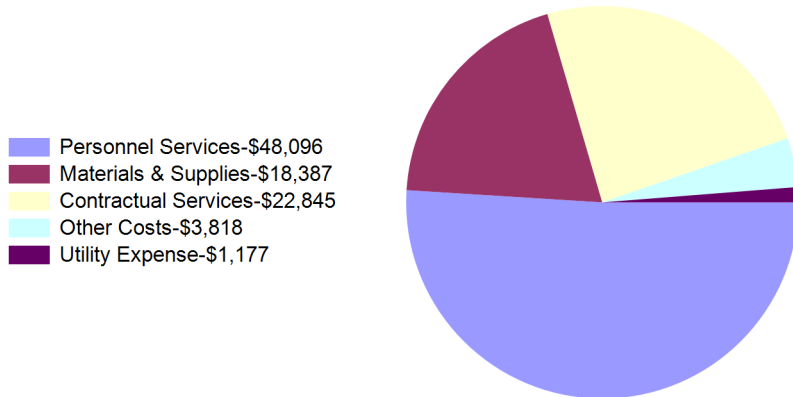
Year To Date Revenues
\$94,323



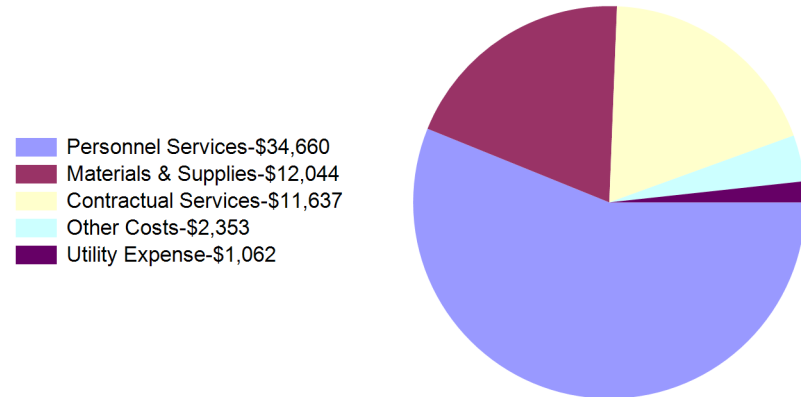
Month To Date Revenues
\$61,756



Year To Date Expenditures
\$94,323



Month To Date Expenditures
\$61,756



City of Casper, Wyoming
Recreation Center Statement of Revenues and Expenditures
For Fiscal Year 2024 as of August 31, 2023
16.67 % OF THE FISCAL YEAR HAS ELAPSED

The monthly financial statements reported this month are not inclusive of all year end entries. The amounts reported this month are subject to change as we finalize the prior fiscal year and complete the audit.

	Revised Budget	Current Year To Date	Current Year % of Budget
Revenues:			
Goods and Svcs Rev	\$ 402,800	\$ 33,789	8.39%
Misc Revenue	22,000	11,960	54.36%
Other Sources	614,629	176,169	28.66%
Total Revenues	\$ 1,039,429	\$ 221,918	21.35%
	Revised Budget	Current Year To Date	Current Year % of Budget
Expenditures:			
Personnel Services	\$ 635,902	\$ 139,597	21.95%
Materials & Supplies	108,945	33,257	30.53%
Contractual Services	167,433	28,309	16.91%
Other Costs	101,849	19,952	19.59%
Utility Expense	25,300	2,226	8.80%
Total Expenditures	\$ 1,039,429	\$ 223,341	21.49%
Net Revenue (Shortfall)	\$ -	\$ (1,424)	-0.14%
Cost Recovery	20.48 %		

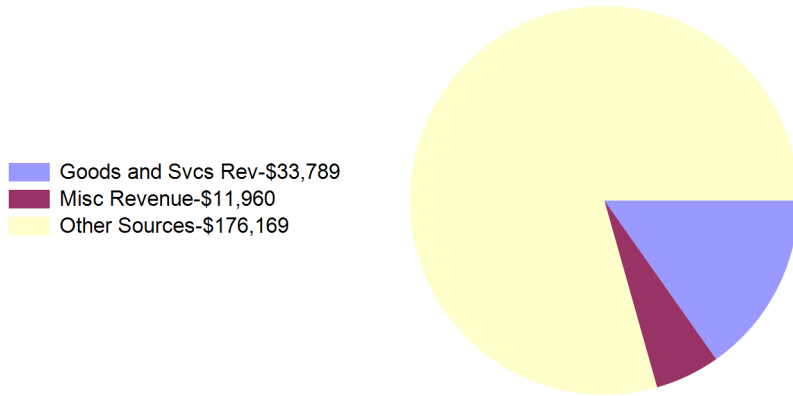
Recreation Center Fund Summary of Cash and Investments

Cash	\$ 139,270
Investments	-
	\$ 139,270


City of Casper, Wyoming
Recreation Center Fund Summary of Revenues and Expenditures
 For Fiscal Year 2024 as of August 31, 2023
16.67 % OF THE FISCAL YEAR HAS ELAPSED

The monthly financial statements reported this month are not inclusive of all year end entries. The amounts reported this month are subject to change as we finalize the prior fiscal year and complete the audit.

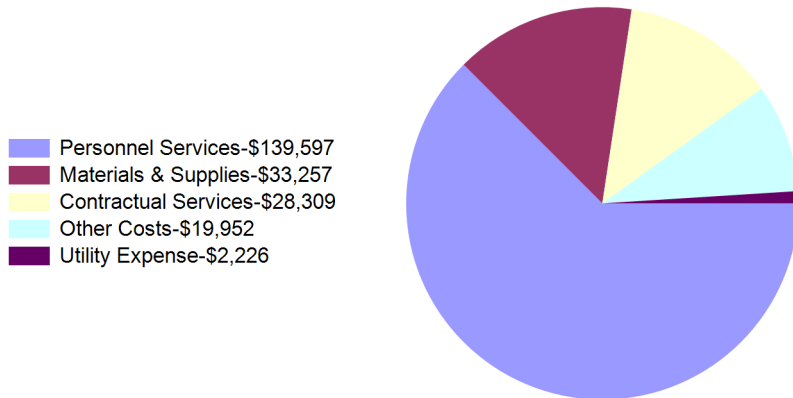
Year To Date Revenues
\$221,918



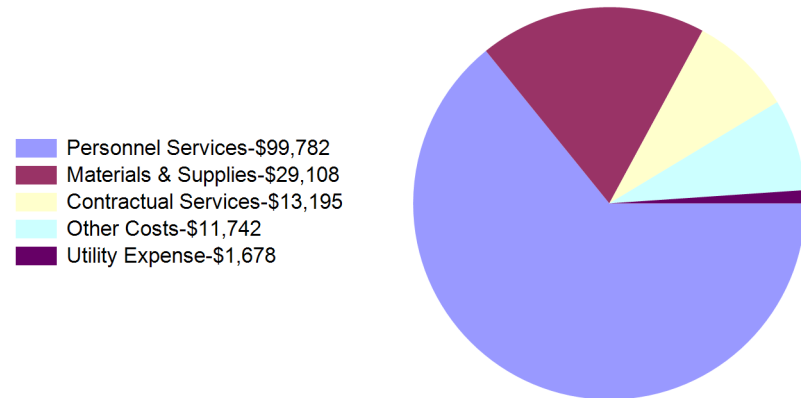
Month To Date Revenues
\$154,522



Year To Date Expenditures
\$223,341



Month To Date Expenditures
\$155,505



City of Casper, Wyoming
Hogadon Fund Statement of Revenues and Expenditures
For Fiscal Year 2024 as of August 31, 2023
16.67 % OF THE FISCAL YEAR HAS ELAPSED

The monthly financial statements reported this month are not inclusive of all year end entries. The amounts reported this month are subject to change as we finalize the prior fiscal year and complete the audit.

	Revised Budget	Current Year To Date	Current Year % of Budget
Revenues:			
Goods and Svcs Rev	\$ 732,000	\$ 15	0.00%
Misc Revenue	70,000	4,000	5.71%
Other Sources	241,219	130,910	54.27%
Total Revenues	\$ 1,043,219	\$ 134,925	12.93%

	Revised Budget	Current Year To Date	Current Year % of Budget
Expenditures:			
Personnel Services	\$ 541,400	\$ 66,723	12.32%
Materials & Supplies	246,811	30,135	12.21%
Contractual Services	160,793	25,792	16.04%
Other Costs	91,215	12,119	13.29%
Utility Expense	3,000	156	5.19%
Total Expenditures	\$ 1,043,219	\$ 134,925	12.93%

Net Revenue (Shortfall)	\$ -	\$ -	0.00%
--------------------------------	-------------	-------------	--------------

Cost Recovery **2.98 %**

Hogadon Fund Summary of Cash and Investments


Cash	\$ (30,301)
Investments	-
	\$ (30,301)

City of Casper, Wyoming Hogadon Fund Summary of Revenues and Expenditures

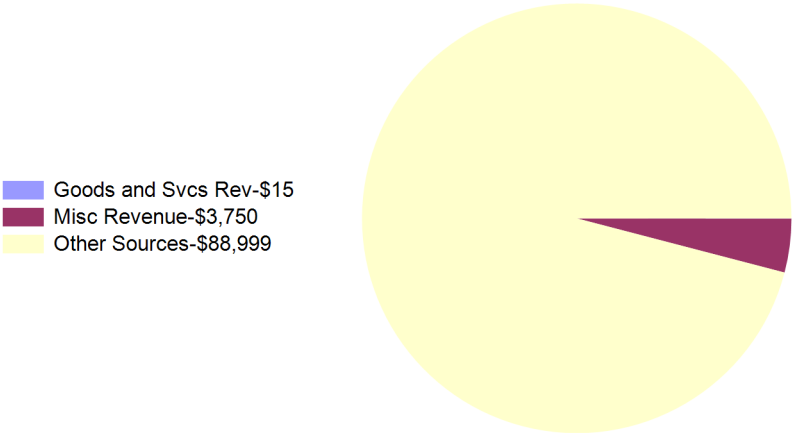
For Fiscal Year 2024 as of August 31, 2023
16.67 % OF THE FISCAL YEAR HAS ELAPSED

The monthly financial statements reported this month are not inclusive of all year end entries. The amounts reported this month are subject to change as we finalize the prior fiscal year and complete the audit.

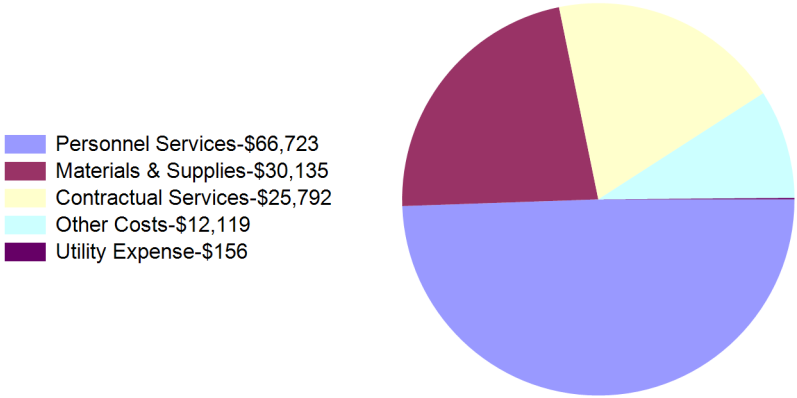
Year To Date Revenues
\$134,925



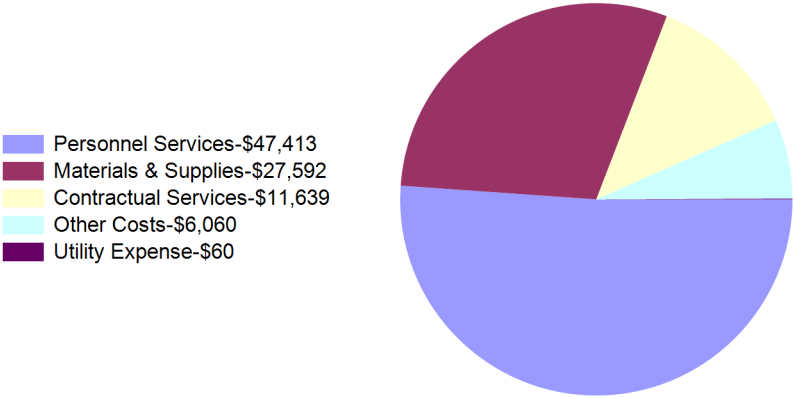
Month To Date Revenues
\$92,764



Year To Date Expenditures
\$134,925



Month To Date Expenditures
\$92,764



City of Casper, Wyoming
Ford Wyoming Center Statement of Revenues and Expenditures
For Fiscal Year 2024 as of August 31, 2023
16.67 % OF THE FISCAL YEAR HAS ELAPSED

The monthly financial statements reported this month are not inclusive of all year end entries. The amounts reported this month are subject to change as we finalize the prior fiscal year and complete the audit.

	Revised Budget	Current Year To Date	Current Year % of Budget
Revenues:			
Intergovernmental	\$ -	\$ 4,844	
Misc Revenue	18,250	3,042	16.67%
Other Sources	1,080,294	153,333	14.19%
Total Revenues	\$ 1,098,544	\$ 161,219	14.68%
	Revised Budget	Current Year To Date	Current Year % of Budget
Expenditures:			
Materials & Supplies	\$ -	\$ 3,786	
Contractual Services	920,000	149,167	16.21%
Capital Outlay	-	4,844	
Other Costs	178,544	29,757	16.67%
Total Expenditures	\$ 1,098,544	\$ 187,554	17.07%
Net Revenue (Shortfall)	\$ -	\$ (26,335)	-2.40%

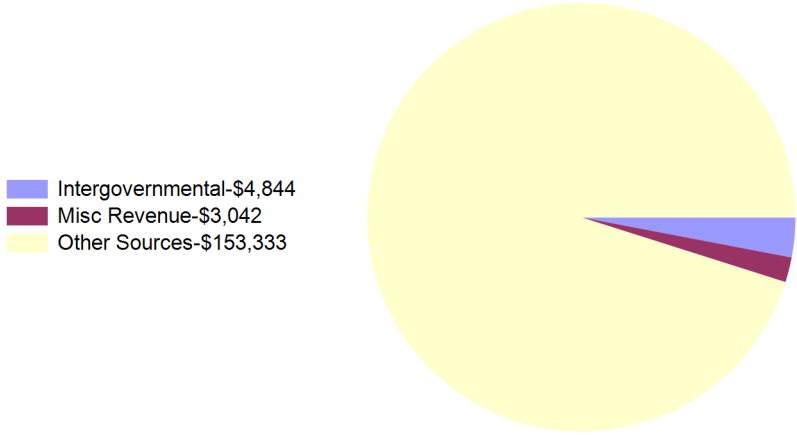
Ford Wyoming Center Summary of Cash and Investments

Cash	\$ 977,337
Investments	-
	\$ 977,337

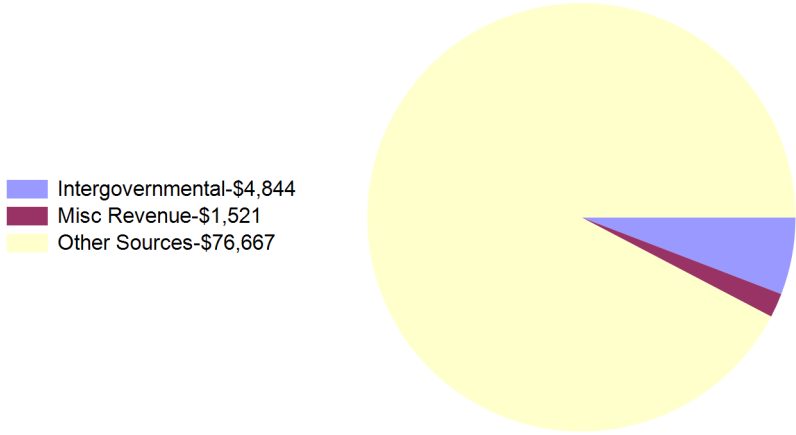
City of Casper, Wyoming
Ford Wyoming Center Summary of Revenues and Expenditures
 For Fiscal Year 2024 as of August 31, 2023
 16.67 % OF THE FISCAL YEAR HAS ELAPSED

The monthly financial statements reported this month are not inclusive of all year end entries. The amounts reported this month are subject to change as we finalize the prior fiscal year and complete the audit.

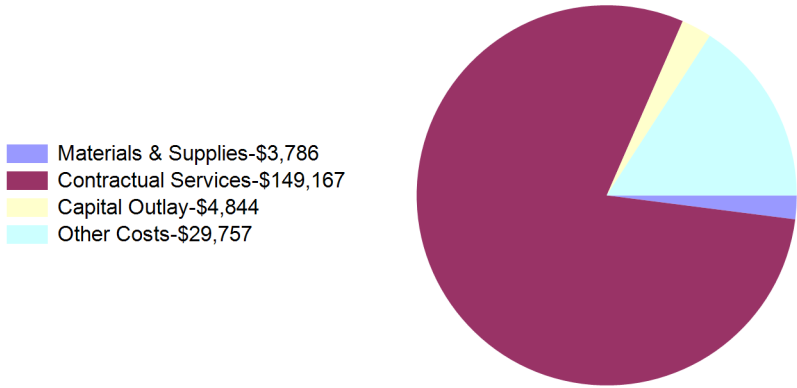
Year To Date Revenues
\$161,219



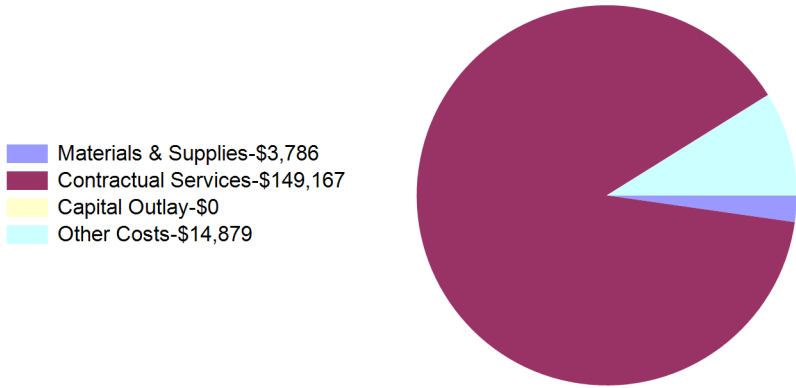
Month To Date Revenues
\$83,032



Year To Date Expenditures
\$187,554



Month To Date Expenditures
\$167,832



City of Casper, Wyoming
Sports & Athletics Statement of Revenues and Expenditures
For Fiscal Year 2024 as of August 31, 2023
16.67 % OF THE FISCAL YEAR HAS ELAPSED

The monthly financial statements reported this month are not inclusive of all year end entries. The amounts reported this month are subject to change as we finanize the prior fiscal year and complete the audit.

	Revised Budget	Current Year To Date	Current Year % of Budget
Revenues:			
Goods and Svcs Rev	\$ 278,250	\$ 44,120	15.86%
Misc Revenue	83,850	50	0.06%
Other Sources	740,113	107,132	14.48%
Total Revenues	\$ 1,102,213	\$ 151,302	13.73%
Expenditures:			
Personnel Services	\$ 590,998	\$ 87,243	14.76%
Materials & Supplies	199,600	22,342	11.19%
Contractual Services	196,825	15,006	7.62%
Other Costs	66,790	9,698	14.52%
Utility Expense	48,000	17,012	35.44%
Total Expenditures	\$ 1,102,213	\$ 151,302	13.73%
Net Revenue (Shortfall)	\$ -	\$ -	0.00%
Cost Recovery	29.19 %		

Sports & Athletics Summary of Cash and Investments


Cash	\$ 2,134
Investments	-
	\$ 2,134

City of Casper, Wyoming Sports & Athletics Summary of Revenues and Expenditures

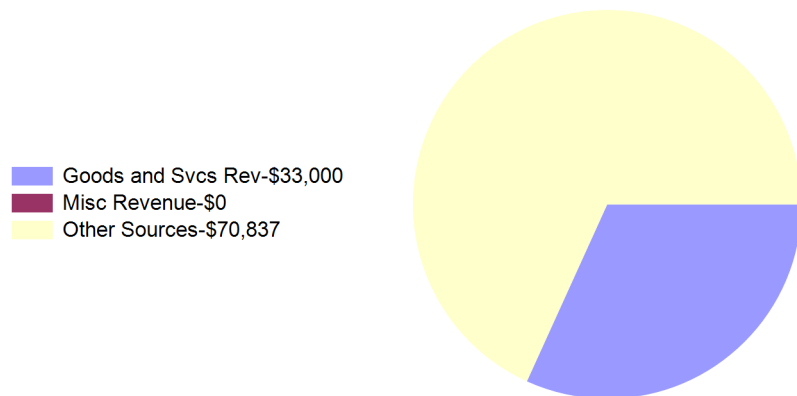
For Fiscal Year 2024 as of August 31, 2023
16.67 % OF THE FISCAL YEAR HAS ELAPSED

The monthly financial statements reported this month are not inclusive of all year end entries. The amounts reported this month are subject to change as we finalize the prior fiscal year and complete the audit.

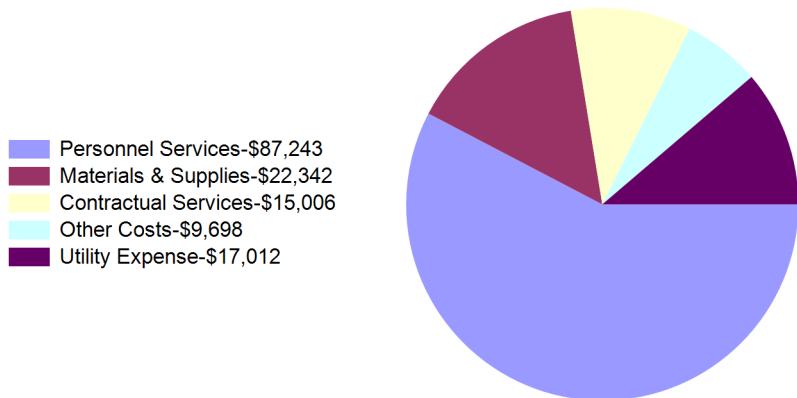
Year To Date Revenues
\$151,302



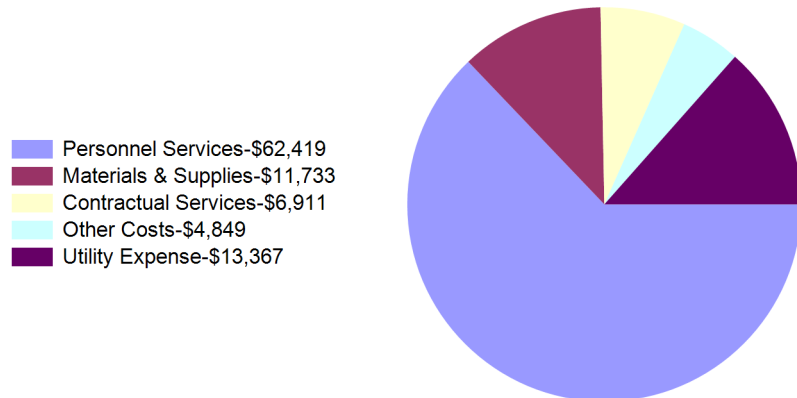
Month To Date Revenues
\$103,837



Year To Date Expenditures
\$151,302



Month To Date Expenditures
\$99,279



City of Casper, Wyoming
Other Enterprise Funds Balance Sheet
For Fiscal Year 2024 as of August 31, 2023
16.67 % OF THE FISCAL YEAR HAS ELAPSED

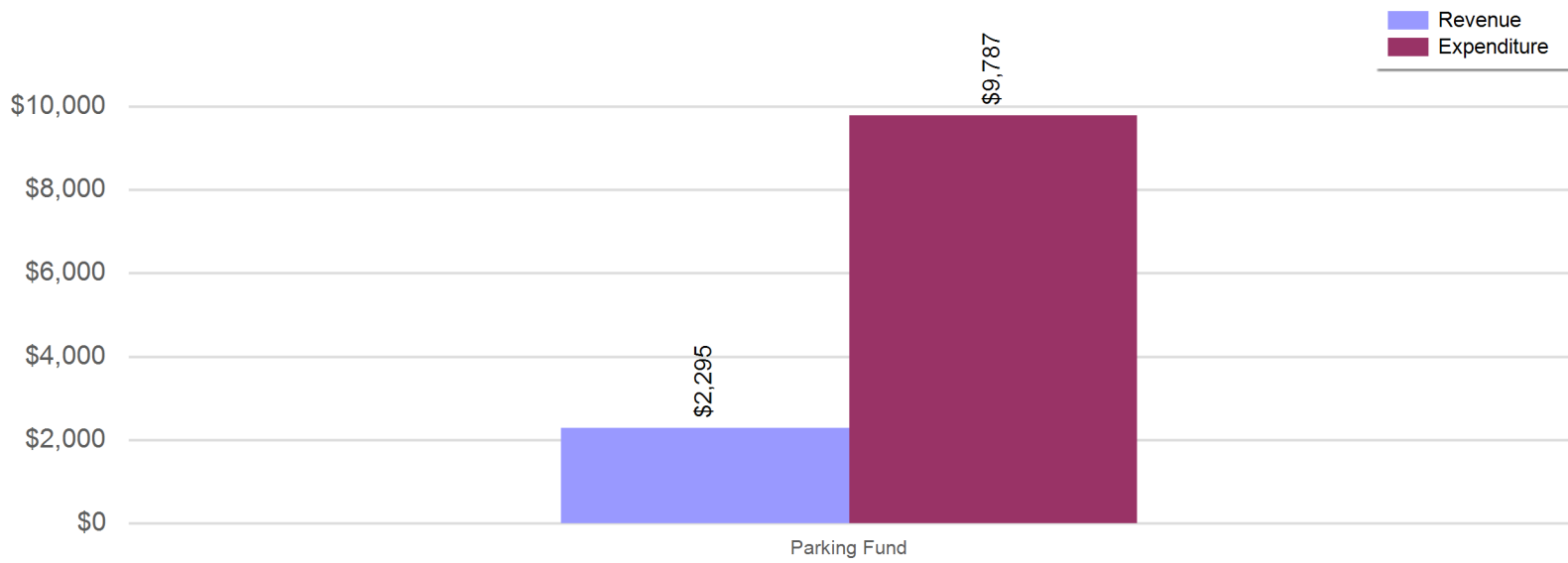
The monthly financial statements reported this month are not inclusive of all year end entries. The amounts reported this month are subject to change as we finalize the prior fiscal year and complete the audit.

	Parking Fund
ASSETS	
Current Assets	
Cash	4,396
Investments	120,431
Market Adjustments	-
Accounts Receivable	1,024
Lease Receivable - Short Term	13,453
Total Current Assets	139,303
Capital Assets	
Land, Buildings & Improvements	2,981,187
Equipment	55,379
Accumulated Depreciation	(2,216,527)
Total Capital Assets	820,039
Non-Current Assets	
Lease Receivable - Long Term	232,578
Total Assets	1,191,920
LIABILITIES	
Current Liabilities	
Accounts Payable	10
Total Current Liabilities	10
Total Liabilities	10
DEFERRED INFLOWS OF RESOURCES	
Total Deferred Inflows Of Resources	235,390
NET POSITION	
Net Investment in Capital Assets	1,066,069
Unrestricted	(109,550)
Total Net Position	956,520

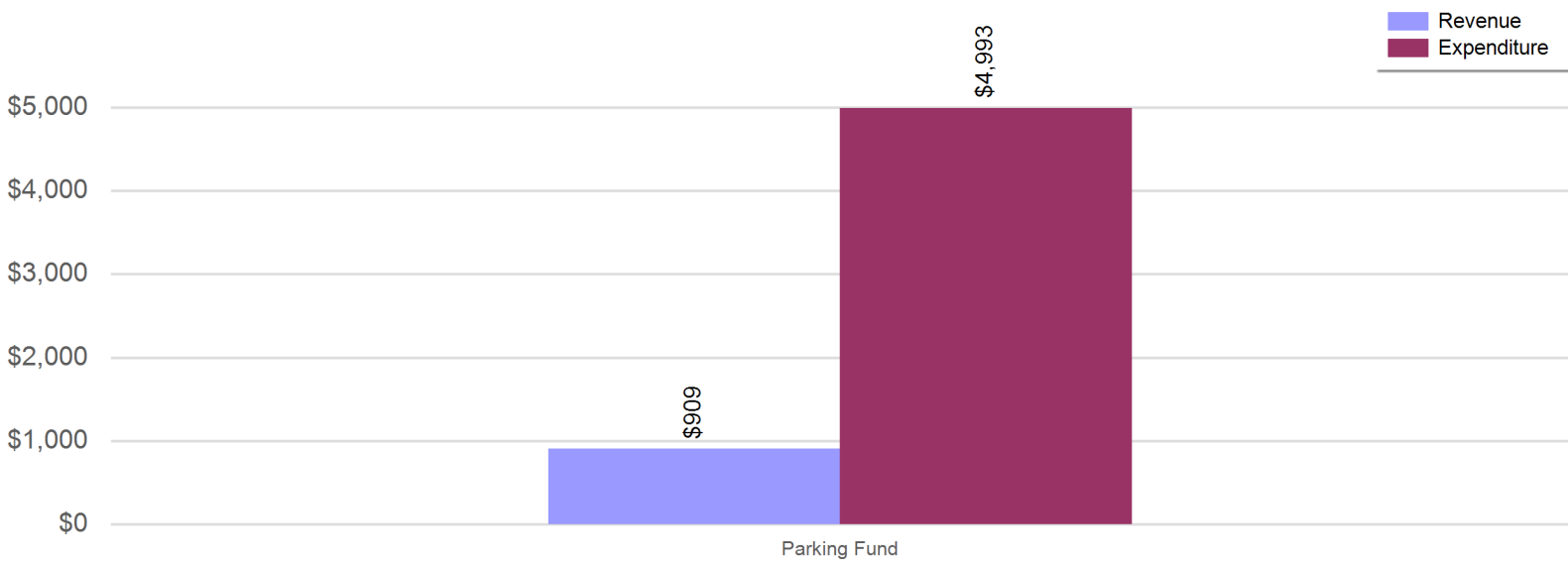
City of Casper, Wyoming
Other Enterprise Funds Revenue and Expenditure Comparison
For Fiscal Year 2024 as of August 31, 2023
16.67 % OF THE FISCAL YEAR HAS ELAPSED

The monthly financial statements reported this month are not inclusive of all year end entries. The amounts reported this month are subject to change as we finalize the prior fiscal year and complete the audit.

Other Enterprise Funds YTD Revenue and Expenditure Comparison



Other Enterprise Funds MTD Revenue and Expenditure Comparison



City of Casper, Wyoming
Parking Lots Statement of Revenues and Expenditures
For Fiscal Year 2024 as of August 31, 2023
16.67 % OF THE FISCAL YEAR HAS ELAPSED

The monthly financial statements reported this month are not inclusive of all year end entries. The amounts reported this month are subject to change as we finalize the prior fiscal year and complete the audit.

	Revised Budget	Current Year To Date	Current Year % of Budget
Revenues:			
Goods and Svcs Rev	\$ 1,500	\$ 200	13.33%
Misc Revenue	16,463	2,095	12.73%
Total Revenues	\$ 17,963	\$ 2,295	12.78%
	Revised Budget	Current Year To Date	Current Year % of Budget
Expenditures:			
Contractual Services	\$ 42,818	\$ 5,306	12.39%
Capital Outlay	-	-	
Other Costs	26,882	4,480	16.67%
Total Expenditures	\$ 69,700	\$ 9,787	14.04%
Net Revenue (Shortfall)	\$ (51,737)	\$ (7,491)	-1.26%

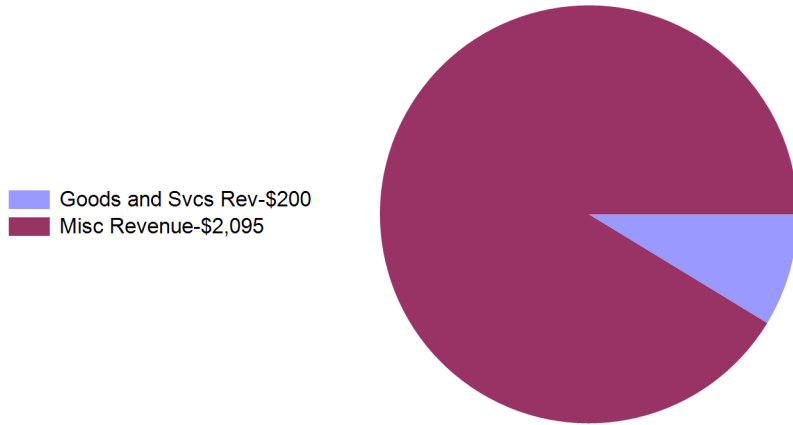
Parking Lots Summary of Cash and Investments

Cash	\$ 4,396
Investments	120,431
	\$ 124,827

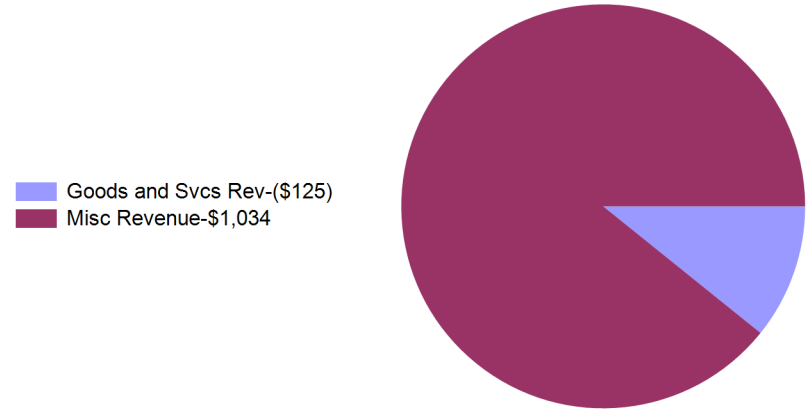
City of Casper, Wyoming
Parking Lots Summary of Revenues and Expenditures
 For Fiscal Year 2024 as of August 31, 2023
 16.67 % OF THE FISCAL YEAR HAS ELAPSED

The monthly financial statements reported this month are not inclusive of all year end entries. The amounts reported this month are subject to change as we finanlize the prior fiscal year and complete the audit.

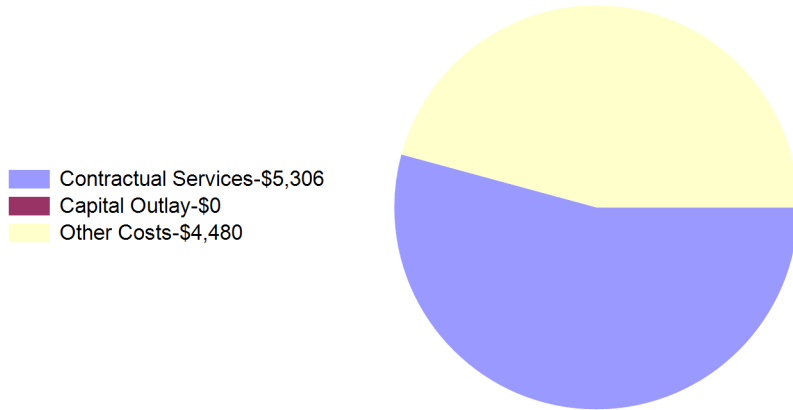
Year To Date Revenues
\$2,295



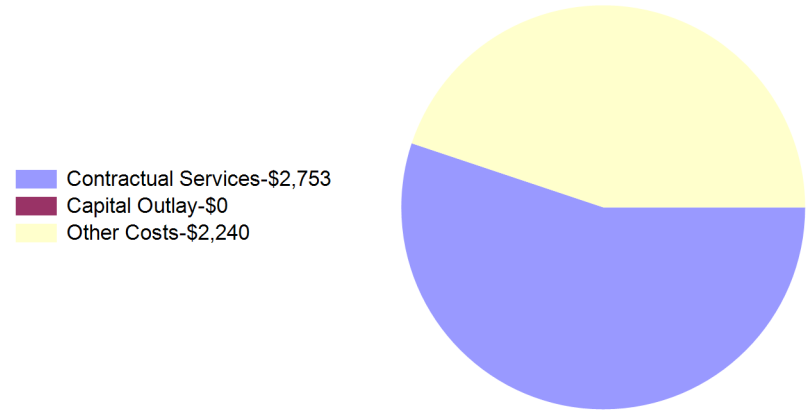
Month To Date Revenues
\$909



Year To Date Expenditures
\$9,787



Month To Date Expenditures
\$4,993



City of Casper, Wyoming
Special Revenue Funds Consolidated Balance Sheet
For Fiscal Year 2024 as of August 31, 2023
16.67 % OF THE FISCAL YEAR HAS ELAPSED

The monthly financial statements reported this month are not inclusive of all year end entries. The amounts reported this month are subject to change as we finalize the prior fiscal year and complete the audit.

	Weed & Pest Fund	CDBG Program Fund	Special Fire Assistance Fund	Revolving Land Fund	Police Grants Fund	Public Transit Fund	Metropolitan Planning
ASSETS							
Current Assets							
Cash	281,464	-	(75,444)	124,345	(68,482)	(335,348)	171,687
Investments	871,284			705,303			
Market Adjustments	-			-			
Grants Receivable			202,268		39,892	413,872	66,189
Accounts Receivable	-		-	-	-	55	-
Prepaid Expenses							38,660
Total Current Assets	1,152,748	-	126,824	829,648	(28,590)	78,579	276,535
Total Assets	1,152,748	-	126,824	829,648	(28,590)	78,579	276,535
LIABILITIES							
Current Liabilities							
Accounts Payable	13,970	-	6,077	15	4,889	80,016	32,479
Accrued Wages and Benefits Payable	90				-	(1,437)	-
Deferred Revenue						-	
Total Current Liabilities	14,059	-	6,077	15	4,889	78,579	32,479
Total Liabilities	14,059	-	6,077	15	4,889	78,579	32,479
NET POSITION							
Unrestricted	1,138,689	-	120,747	829,633	(33,479)	-	244,056
Total Net Position	1,138,689	-	120,747	829,633	(33,479)	-	244,056

City of Casper, Wyoming
Special Revenue Funds Consolidated Balance Sheet
For Fiscal Year 2024 as of August 31, 2023
16.67 % OF THE FISCAL YEAR HAS ELAPSED

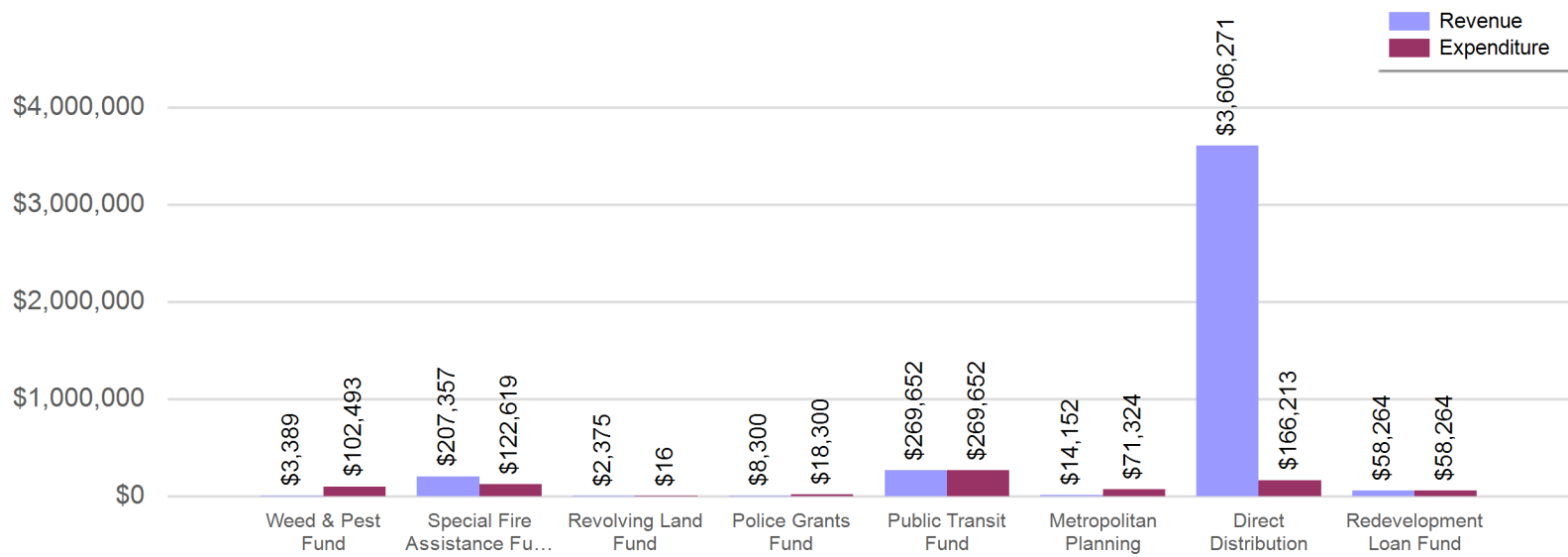
The monthly financial statements reported this month are not inclusive of all year end entries. The amounts reported this month are subject to change as we finalize the prior fiscal year and complete the audit.

	Direct Distribution	Redevelopment Loan Fund
ASSETS		
Current Assets		
Cash	440,504	101,164
Investments	2,999,082	
Interest Receivable		2,687
Loans Receivable		109,000
Total Current Assets	3,439,585	212,851
Total Assets	3,439,585	212,851
LIABILITIES		
Current Liabilities		
Accounts Payable	298	227
Interest Payable		2,687
Total Current Liabilities	298	2,914
Total Liabilities	298	2,914
NET POSITION		
Unrestricted	3,439,287	209,937
Total Net Position	3,439,287	209,937

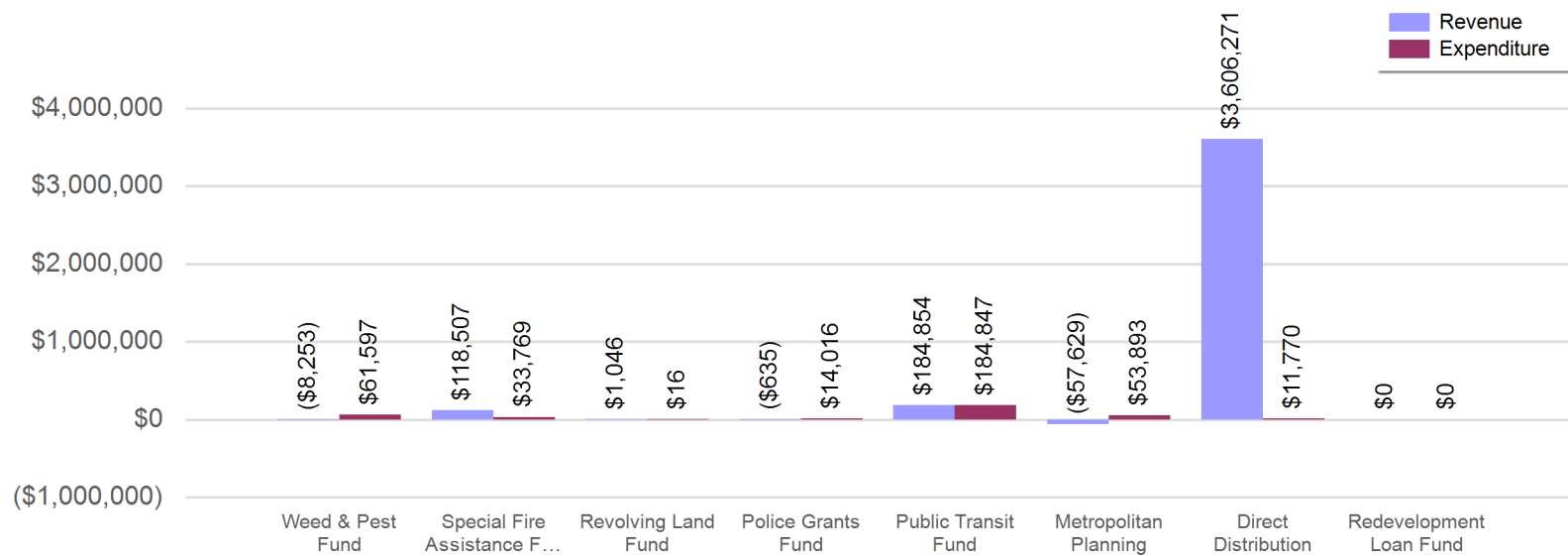
City of Casper, Wyoming
Special Revenue Funds Revenue and Expenditure Comparison
 For Fiscal Year 2024 as of August 31, 2023
 16.67 % OF THE FISCAL YEAR HAS ELAPSED

The monthly financial statements reported this month are not inclusive of all year end entries. The amounts reported this month are subject to change as we finalize the prior fiscal year and complete the audit.

Special Revenue Funds YTD Revenue and Expenditure Comparison



Special Revenue Funds MTD Revenue and Expenditure Comparison



City of Casper, Wyoming
Weed & Pest Fund Statement of Revenues and Expenditures
For Fiscal Year 2024 as of August 31, 2023
16.67 % OF THE FISCAL YEAR HAS ELAPSED

The monthly financial statements reported this month are not inclusive of all year end entries. The amounts reported this month are subject to change as we finalize the prior fiscal year and complete the audit.

	Revised Budget	Current Year To Date	Current Year % of Budget
Revenues:			
Local Taxes	\$ 912,000	\$ -	0.00%
Misc Revenue	16,331	3,389	20.75%
Total Revenues	\$ 928,331	\$ 3,389	0.37%
	Revised Budget	Current Year To Date	Current Year % of Budget
Expenditures:			
Personnel Services	\$ 332,317	\$ 61,187	18.41%
Materials & Supplies	97,000	27,174	28.01%
Contractual Services	157,185	12,640	8.04%
Capital Outlay	256,505	-	0.00%
Other Costs	9,875	1,136	11.50%
Utility Expense	4,000	355	8.87%
Total Expenditures	\$ 856,882	\$ 102,493	11.96%
Net Revenue (Shortfall)	\$ 71,449	\$ (99,104)	-11.60%

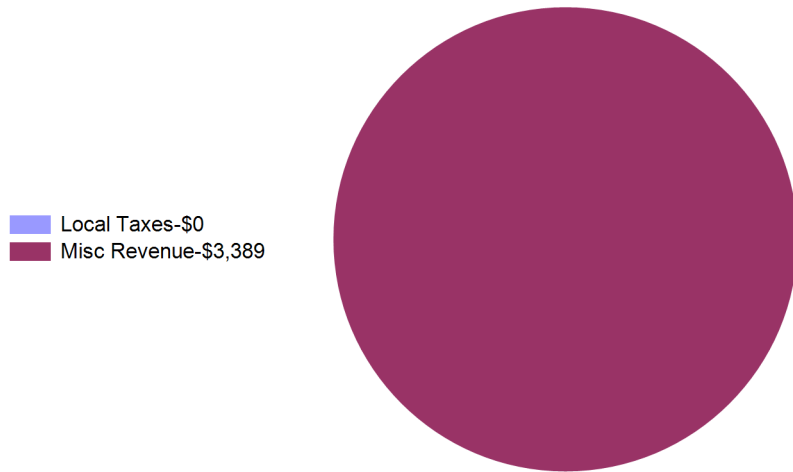
Weed & Pest Fund Summary of Cash and Investments

Cash	\$ 281,464
Investments	871,284
	\$ 1,152,748

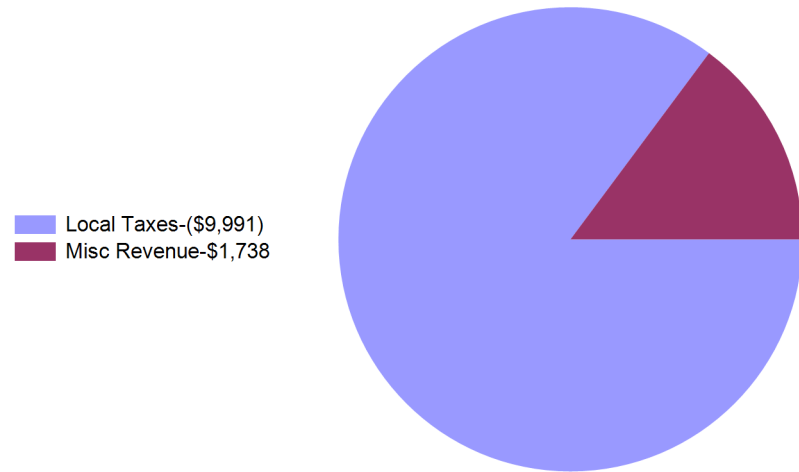
City of Casper, Wyoming
Weed & Pest Fund Summary of Revenues and Expenditures
 For Fiscal Year 2024 as of August 31, 2023
 16.67 % OF THE FISCAL YEAR HAS ELAPSED

The monthly financial statements reported this month are not inclusive of all year end entries. The amounts reported this month are subject to change as we finalize the prior fiscal year and complete the audit.

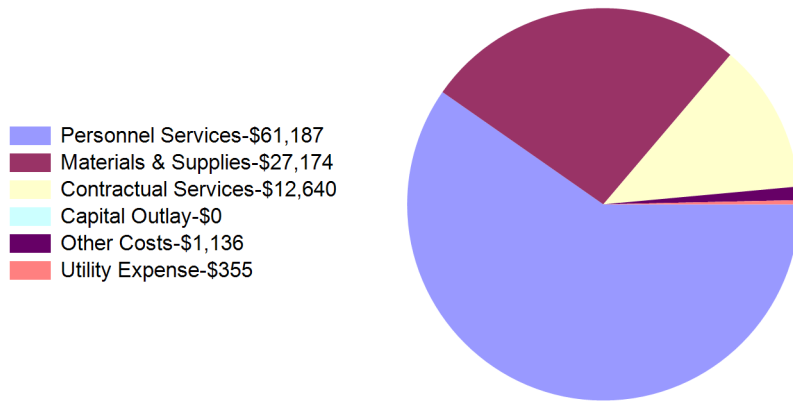
Year To Date Revenues
\$3,389



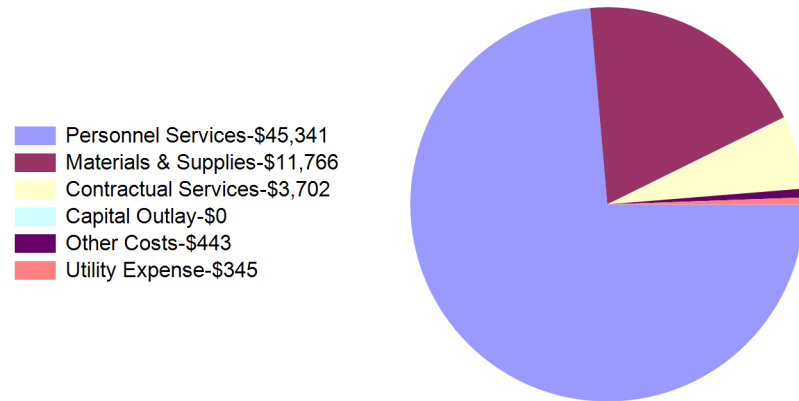
Month To Date Revenues
(\$8,253)



Year To Date Expenditures
\$102,493



Month To Date Expenditures
\$61,597



City of Casper, Wyoming
CDBG Fund Statement of Revenues and Expenditures
For Fiscal Year 2024 as of August 31, 2023
16.67 % OF THE FISCAL YEAR HAS ELAPSED

The monthly financial statements reported this month are not inclusive of all year end entries. The amounts reported this month are subject to change as we finalize the prior fiscal year and complete the audit.

Revenues:

Total Revenues

Expenditures:

Total Expenditures

Net Revenue (Shortfall)

\$

\$

CDBG Fund Summary of Cash and Investments

Cash	\$	-
Investments		-
	<u>\$</u>	<u>-</u>

City of Casper, Wyoming
Special Fire Assistance Fund Statement of Revenues and Expenditures
For Fiscal Year 2024 as of August 31, 2023
16.67 % OF THE FISCAL YEAR HAS ELAPSED

The monthly financial statements reported this month are not inclusive of all year end entries. The amounts reported this month are subject to change as we finalize the prior fiscal year and complete the audit.

	Revised Budget		Current Year To Date	Current Year % of Budget
Revenues:				
Intergovernmental	\$ -	-	\$ 207,357	
Total Revenues	\$ -	-	\$ 207,357	
	Revised Budget		Current Year To Date	Current Year % of Budget
Expenditures:				
Materials & Supplies	\$ -	-	\$ 122,619	
Total Expenditures	\$ -	-	\$ 122,619	
Net Revenue (Shortfall)	\$ -	-	\$ 84,738	

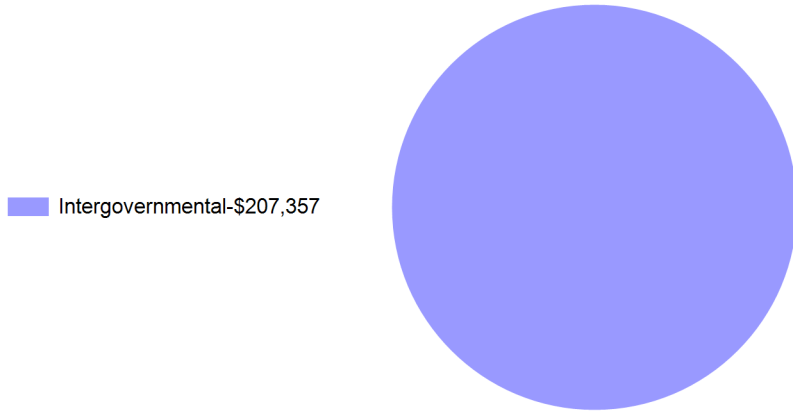
Special Fire Assistance Fund Summary of Cash and Investments

Cash	\$ (75,444)
Investments	-
	\$ (75,444)

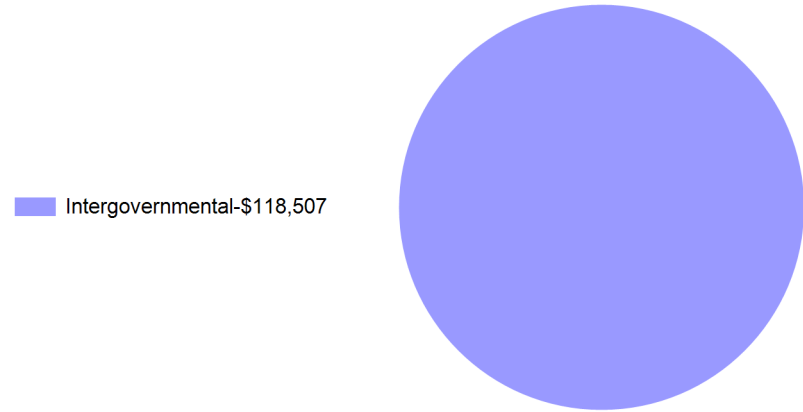
City of Casper, Wyoming
Special Fire Assistance Fund Summary of Revenues and Expenditures
For Fiscal Year 2024 as of August 31, 2023
16.67 % OF THE FISCAL YEAR HAS ELAPSED

The monthly financial statements reported this month are not inclusive of all year end entries. The amounts reported this month are subject to change as we finalize the prior fiscal year and complete the audit.

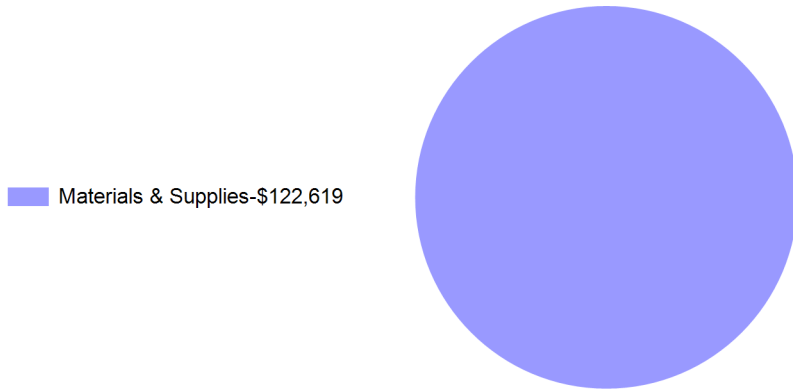
Year To Date Revenues
\$207,357



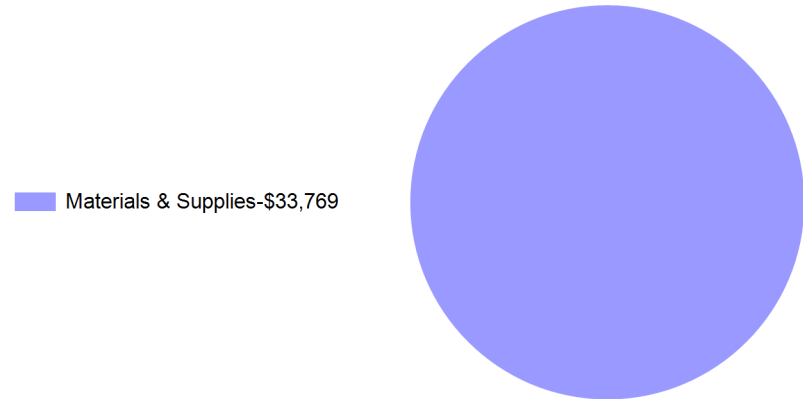
Month To Date Revenues
\$118,507



Year To Date Expenditures
\$122,619



Month To Date Expenditures
\$33,769



City of Casper, Wyoming
Revolving Land Fund Statement of Revenues and Expenditures
For Fiscal Year 2024 as of August 31, 2023
16.67 % OF THE FISCAL YEAR HAS ELAPSED

The monthly financial statements reported this month are not inclusive of all year end entries. The amounts reported this month are subject to change as we finalize the prior fiscal year and complete the audit.

	Revised Budget	Current Year To Date	Current Year % of Budget
Revenues:			
Misc Revenue	\$ 20,777	\$ 2,375	11.43%
Total Revenues	\$ 20,777	\$ 2,375	11.43%
	Revised Budget	Current Year To Date	Current Year % of Budget
Expenditures:			
Contractual Services	\$ 45,849	\$ 16	0.03%
Total Expenditures	\$ 45,849	\$ 16	0.03%
Net Revenue (Shortfall)	\$ (25,072)	\$ 2,359	11.39%

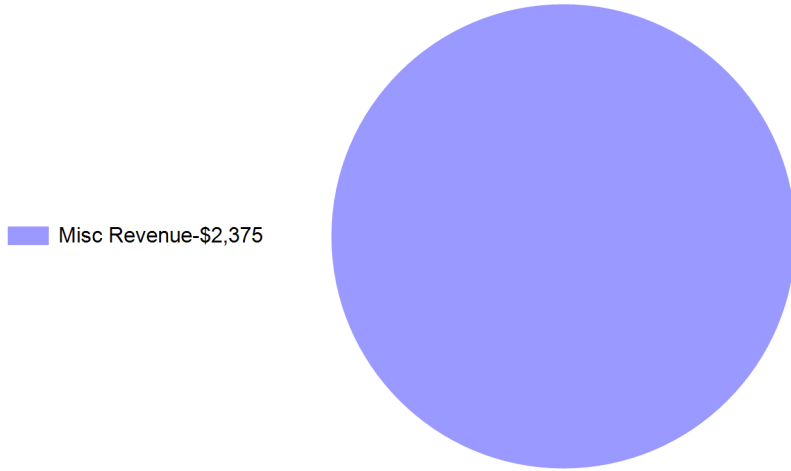
Revolving Land Fund Summary of Cash and Investments

Cash	\$ 124,345
Investments	705,303
	\$ 829,648

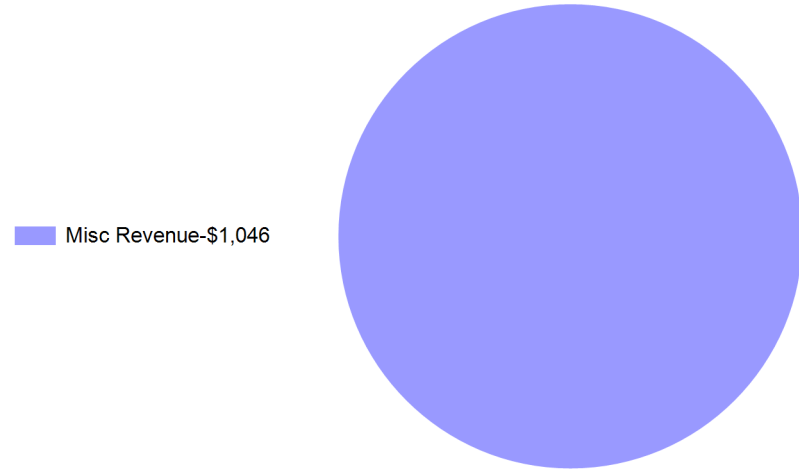
City of Casper, Wyoming
Revolving Land Fund Summary of Revenues and Expenditures
For Fiscal Year 2024 as of August 31, 2023
16.67 % OF THE FISCAL YEAR HAS ELAPSED

The monthly financial statements reported this month are not inclusive of all year end entries. The amounts reported this month are subject to change as we finalize the prior fiscal year and complete the audit.

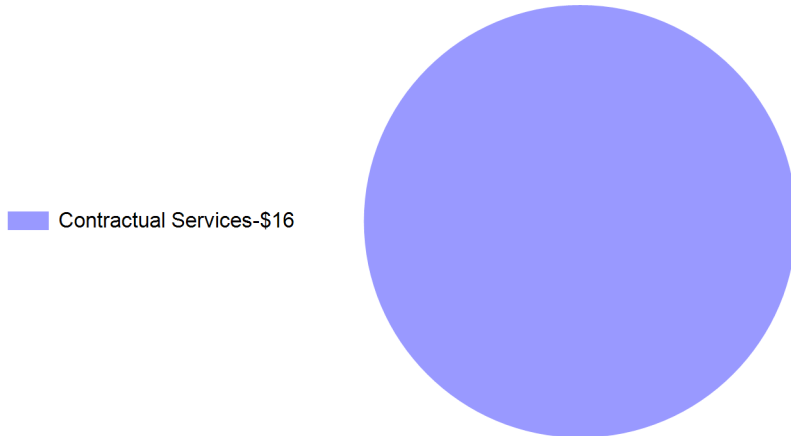
Year To Date Revenues
\$2,375



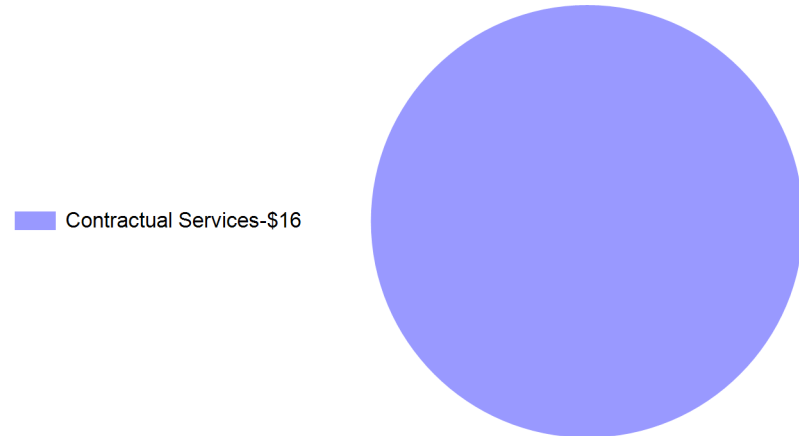
Month To Date Revenues
\$1,046



Year To Date Expenditures
\$16



Month To Date Expenditures
\$16



City of Casper, Wyoming
Police Grants Fund Statement of Revenues and Expenditures
For Fiscal Year 2024 as of August 31, 2023
16.67 % OF THE FISCAL YEAR HAS ELAPSED

The monthly financial statements reported this month are not inclusive of all year end entries. The amounts reported this month are subject to change as we finalize the prior fiscal year and complete the audit.

	Revised Budget	Current Year To Date	Current Year % of Budget
Revenues:			
Intergovernmental	\$ 88,399	\$ 6,093	6.89%
Other Sources	25,352	2,207	8.70%
Total Revenues	\$ 113,751	\$ 8,300	7.30%
	Revised Budget	Current Year To Date	Current Year % of Budget
Expenditures:			
Personnel Services	\$ 95,143	\$ 14,366	15.10%
Materials & Supplies	4,200	3,570	84.99%
Contractual Services	8,008	364	4.55%
Other Costs	6,400	-	0.00%
Total Expenditures	\$ 113,751	\$ 18,300	16.09%
Net Revenue (Shortfall)	\$ -	\$ (10,000)	-8.79%

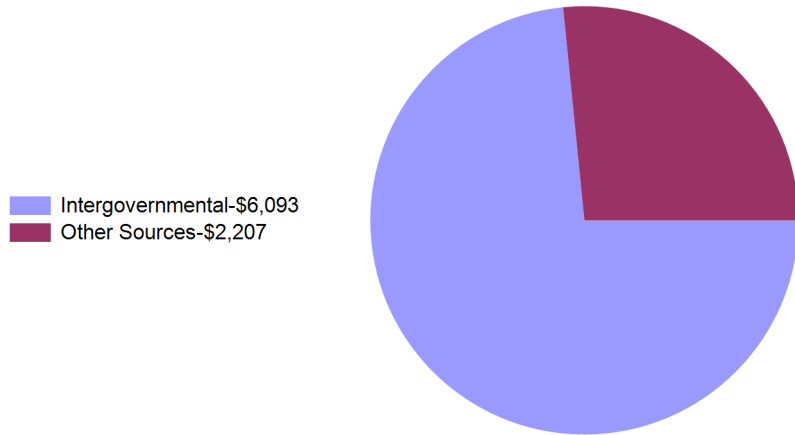
Police Grants Fund Summary of Cash and Investments

Cash	\$ (68,482)
Investments	-
	\$ (68,482)

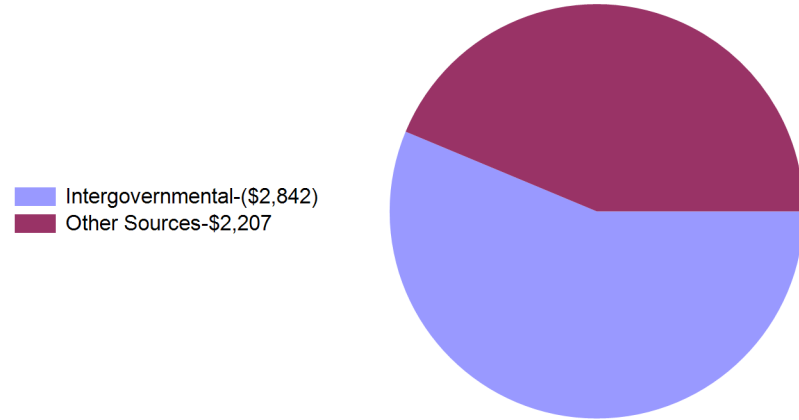
City of Casper, Wyoming
Police Grants Fund Summary of Revenues and Expenditures
 For Fiscal Year 2024 as of August 31, 2023
 16.67 % OF THE FISCAL YEAR HAS ELAPSED

The monthly financial statements reported this month are not inclusive of all year end entries. The amounts reported this month are subject to change as we finanlize the prior fiscal year and complete the audit.

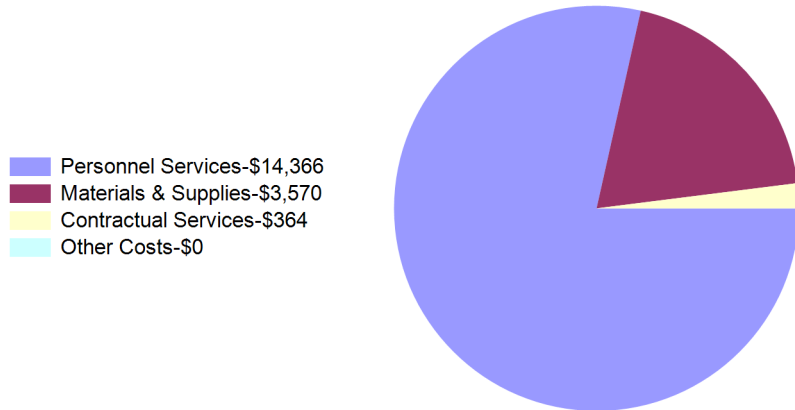
Year To Date Revenues
\$8,300



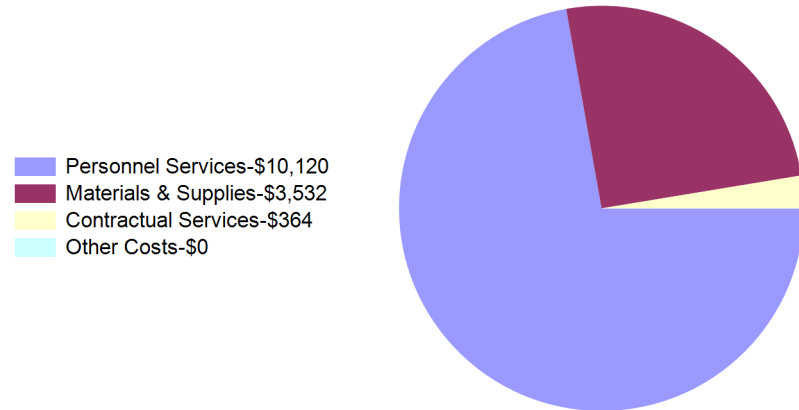
Month To Date Revenues
(\$635)



Year To Date Expenditures
\$18,300



Month To Date Expenditures
\$14,016



City of Casper, Wyoming
Public Transit Fund Statement of Revenues and Expenditures
For Fiscal Year 2024 as of August 31, 2023
16.67 % OF THE FISCAL YEAR HAS ELAPSED

The monthly financial statements reported this month are not inclusive of all year end entries. The amounts reported this month are subject to change as we finalize the prior fiscal year and complete the audit.

	Revised Budget	Current Year To Date	Current Year % of Budget
Revenues:			
Intergovernmental	\$ 1,798,674	\$ 134,953	7.50%
Goods and Svcs Rev	90,000	13,222	14.69%
Misc Revenue	130,000	-	0.00%
Other Sources	655,575	121,477	18.53%
Total Revenues	\$ 2,674,249	\$ 269,652	10.08%
	Revised Budget	Current Year To Date	Current Year % of Budget
Expenditures:			
Personnel Services	\$ 1,726,282	\$ 250,290	14.50%
Materials & Supplies	257,830	285	0.11%
Contractual Services	290,164	7,502	2.59%
Capital Outlay	295,000	8,975	3.04%
Other Costs	85,373	1,877	2.20%
Utility Expense	19,600	723	3.69%
Total Expenditures	\$ 2,674,249	\$ 269,652	10.08%
Net Revenue (Shortfall)	\$ -	\$ -	0.00%

Public Transit Fund Summary of Cash and Investments

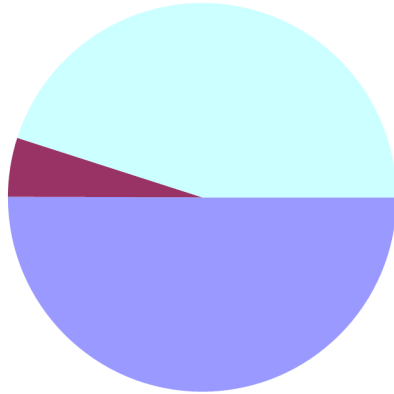
Cash	\$ (335,348)
Investments	-
	\$ (335,348)

City of Casper, Wyoming
Public Transit Fund Summary of Revenues and Expenditures
For Fiscal Year 2024 as of August 31, 2023
16.67 % OF THE FISCAL YEAR HAS ELAPSED

The monthly financial statements reported this month are not inclusive of all year end entries. The amounts reported this month are subject to change as we finalize the prior fiscal year and complete the audit.

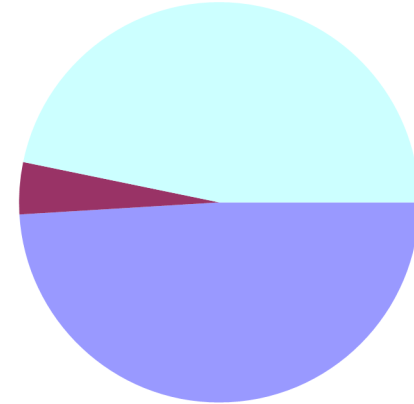
Year To Date Revenues
\$269,652

- Intergovernmental-\$134,953
- Goods and Svcs Rev-\$13,222
- Misc Revenue-\$0
- Other Sources-\$121,477



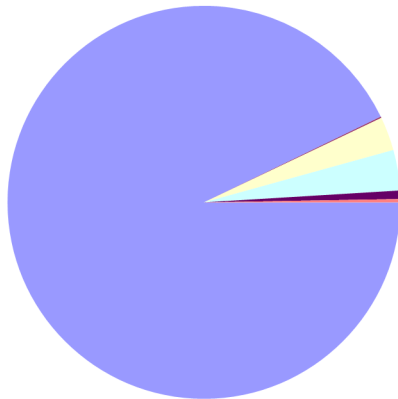
Month To Date Revenues
\$184,854

- Intergovernmental-\$90,647
- Goods and Svcs Rev-\$7,748
- Misc Revenue-\$0
- Other Sources-\$86,459



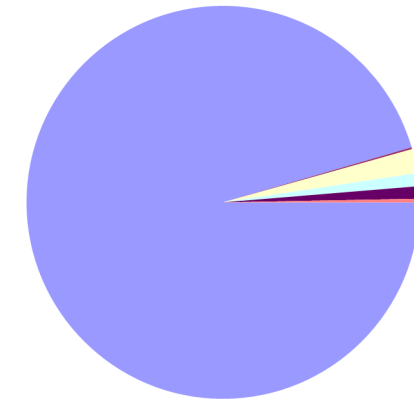
Year To Date Expenditures
\$269,652

- Personnel Services-\$250,290
- Materials & Supplies-\$285
- Contractual Services-\$7,502
- Capital Outlay-\$8,975
- Other Costs-\$1,877
- Utility Expense-\$723



Month To Date Expenditures
\$184,847

- Personnel Services-\$176,492
- Materials & Supplies-\$285
- Contractual Services-\$3,667
- Capital Outlay-\$1,981
- Other Costs-\$1,877
- Utility Expense-\$545



City of Casper, Wyoming
Metropolitan Planning Fund Statement of Revenues and Expenditures
For Fiscal Year 2024 as of August 31, 2023
16.67 % OF THE FISCAL YEAR HAS ELAPSED

The monthly financial statements reported this month are not inclusive of all year end entries. The amounts reported this month are subject to change as we finalize the prior fiscal year and complete the audit.

	Revised Budget	Current Year To Date	Current Year % of Budget
Revenues:			
Intergovernmental	\$ 871,064	\$ 2,967	0.34%
Misc Revenue	24,433	-	0.00%
Other Sources	67,111	11,185	16.67%
Total Revenues	\$ 962,608	\$ 14,152	1.47%
	Revised Budget	Current Year To Date	Current Year % of Budget
Expenditures:			
Personnel Services	\$ 343,822	\$ 52,797	15.36%
Materials & Supplies	5,000	-	0.00%
Contractual Services	598,786	15,107	2.52%
Capital Outlay	-	1,207	
Other Costs	15,000	2,214	14.76%
Total Expenditures	\$ 962,608	\$ 71,324	7.41%
Net Revenue (Shortfall)	\$ -	\$ (57,172)	-5.94%

Metropolitan Planning Fund Summary of Cash and Investments

Cash	\$ 171,687
Investments	-
	\$ 171,687

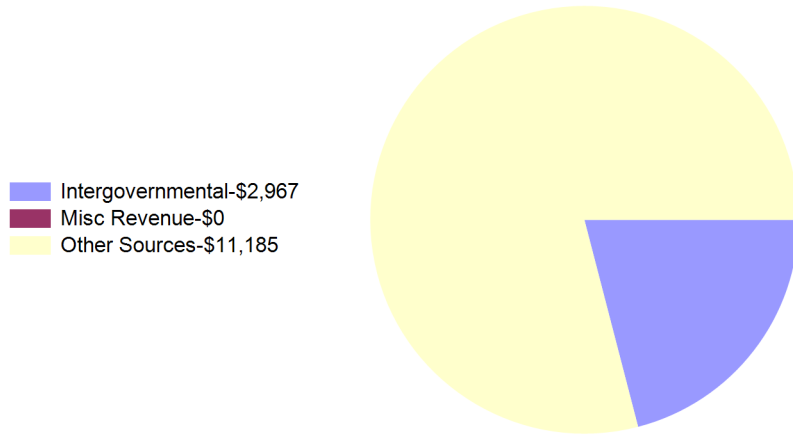
City of Casper, Wyoming Metropolitan Planning Fund Summary of Revenues and Expenditures

For Fiscal Year 2024 as of August 31, 2023

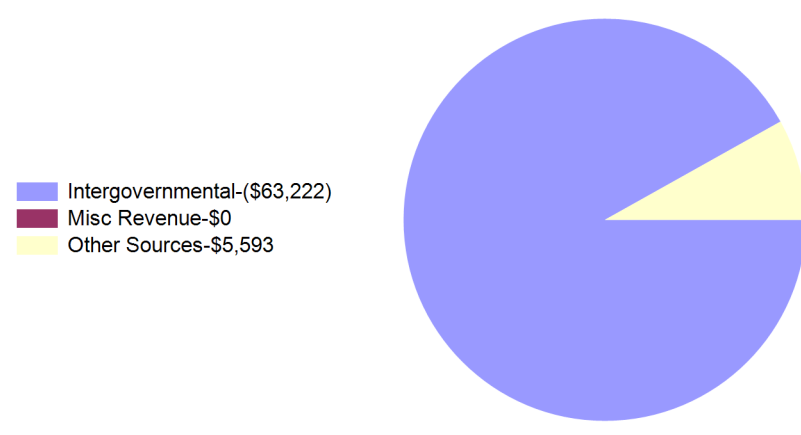
16.67 % OF THE FISCAL YEAR HAS ELAPSED

The monthly financial statements reported this month are not inclusive of all year end entries. The amounts reported this month are subject to change as we finalize the prior fiscal year and complete the audit.

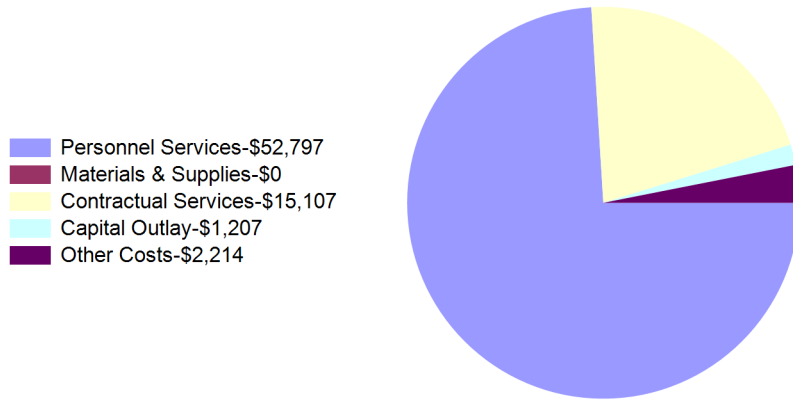
Year To Date Revenues
\$14,152



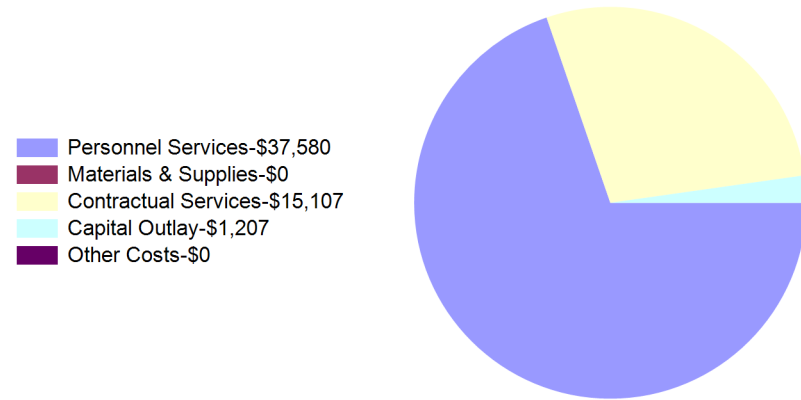
Month To Date Revenues
(\$57,629)



Year To Date Expenditures
\$71,324



Month To Date Expenditures
\$53,893



City of Casper, Wyoming
Redevelopment Loan Fund Statement of Revenues and Expenditures
 For Fiscal Year 2024 as of August 31, 2023
 16.67 % OF THE FISCAL YEAR HAS ELAPSED

The monthly financial statements reported this month are not inclusive of all year end entries. The amounts reported this month are subject to change as we finalize the prior fiscal year and complete the audit.

	<u>Revised Budget</u>	<u>Current Year To Date</u>	<u>Current Year % of Budget</u>
Revenues:			
Other Sources	\$ 59,888	\$ 58,264	97.29%
Total Revenues	\$ 59,888	\$ 58,264	97.29%
	<u>Revised Budget</u>	<u>Current Year To Date</u>	<u>Current Year % of Budget</u>
Expenditures:			
Debt Service	\$ 59,888	\$ 58,264	97.29%
Total Expenditures	\$ 59,888	\$ 58,264	97.29%
Net Revenue (Shortfall)	\$ -	\$ -	

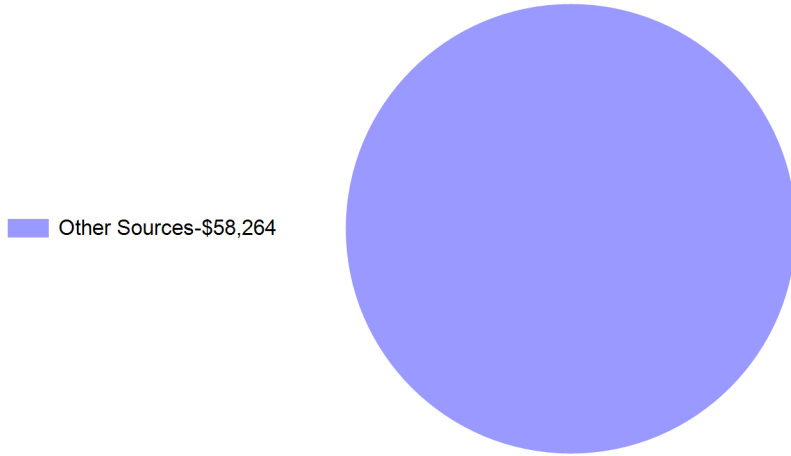
Redevelopment Loan Fund Summary of Cash and Investments

Cash	\$ 101,164
Investments	-
	<u>\$ 101,164</u>


City of Casper, Wyoming
Redevelopment Loan Fund Summary of Revenues and Expenditures
For Fiscal Year 2024 as of August 31, 2023
16.67 % OF THE FISCAL YEAR HAS ELAPSED

The monthly financial statements reported this month are not inclusive of all year end entries. The amounts reported this month are subject to change as we finanlize the prior fiscal year and complete the audit.

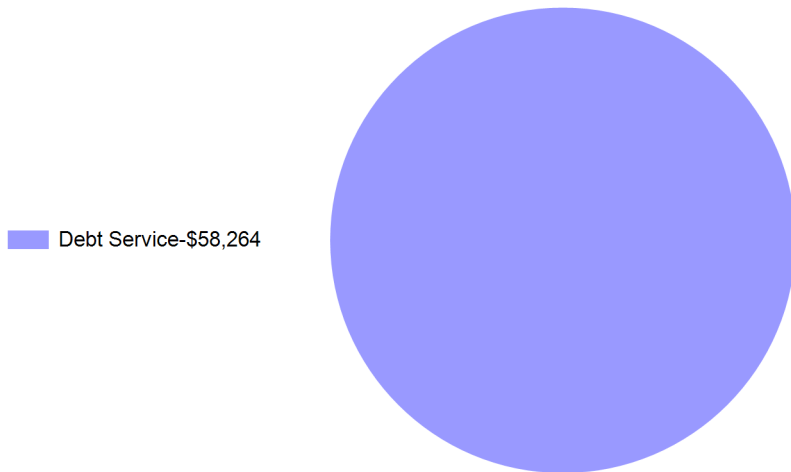
Year To Date Revenues
\$58,264




Month To Date Revenues
\$0



Year To Date Expenditures
\$58,264



Month To Date Expenditures
\$0



City of Casper, Wyoming
Direct Disbursement Fund Statement of Revenues and Expenditures
For Fiscal Year 2024 as of August 31, 2023
16.67 % OF THE FISCAL YEAR HAS ELAPSED

The monthly financial statements reported this month are not inclusive of all year end entries. The amounts reported this month are subject to change as we finalize the prior fiscal year and complete the audit.

	Revised Budget	Current Year To Date	Current Year % of Budget
Revenues:			
Intergovernmental	\$ 7,212,537	\$ 3,606,271	50.00%
Total Revenues	\$ 7,212,537	\$ 3,606,271	50.00%
	Revised Budget	Current Year To Date	Current Year % of Budget
Expenditures:			
Materials & Supplies	\$ 471,037	\$ 16,865	3.58%
Contractual Services	118,450	4,000	3.38%
Transfers Out	1,901,482	145,348	7.64%
Other Costs	750,000	-	0.00%
Total Expenditures	\$ 3,240,969	\$ 166,213	5.13%
Net Revenue (Shortfall)	\$ 3,971,568	\$ 3,440,057	44.87%

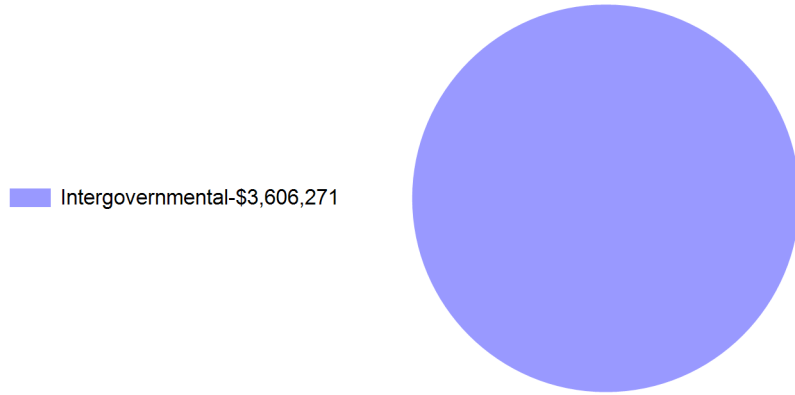
Direct Disbursement Fund Summary of Cash and Investments

Cash	\$ 440,504
Investments	2,999,082
	\$ 3,439,585

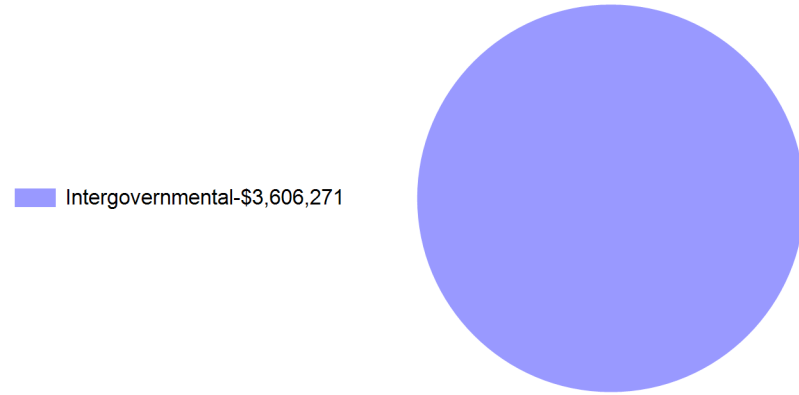
City of Casper, Wyoming
Direct Disbursement Fund Summary of Revenues and Expenditures
For Fiscal Year 2024 as of August 31, 2023
16.67 % OF THE FISCAL YEAR HAS ELAPSED

The monthly financial statements reported this month are not inclusive of all year end entries. The amounts reported this month are subject to change as we finalize the prior fiscal year and complete the audit.

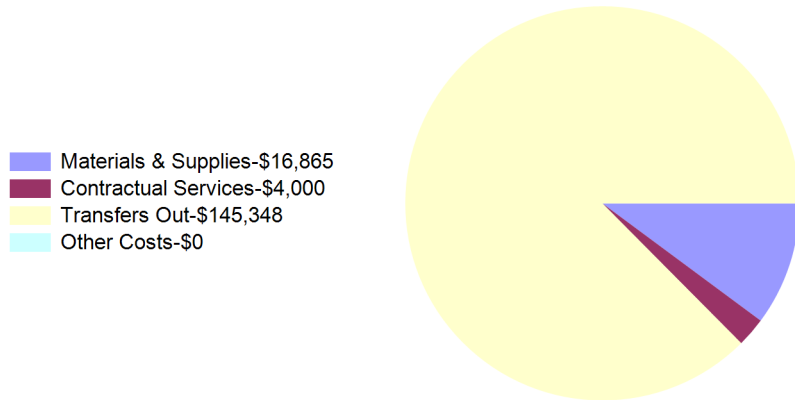
Year To Date Revenues
\$3,606,271



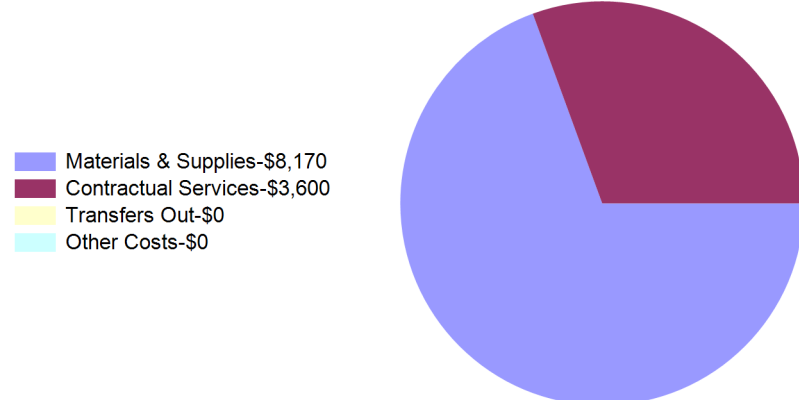
Month To Date Revenues
\$3,606,271



Year To Date Expenditures
\$166,213



Month To Date Expenditures
\$11,770



City of Casper, Wyoming
Debt Service Funds Balance Sheet
For Fiscal Year 2024 as of August 31, 2023
16.67 % OF THE FISCAL YEAR HAS ELAPSED

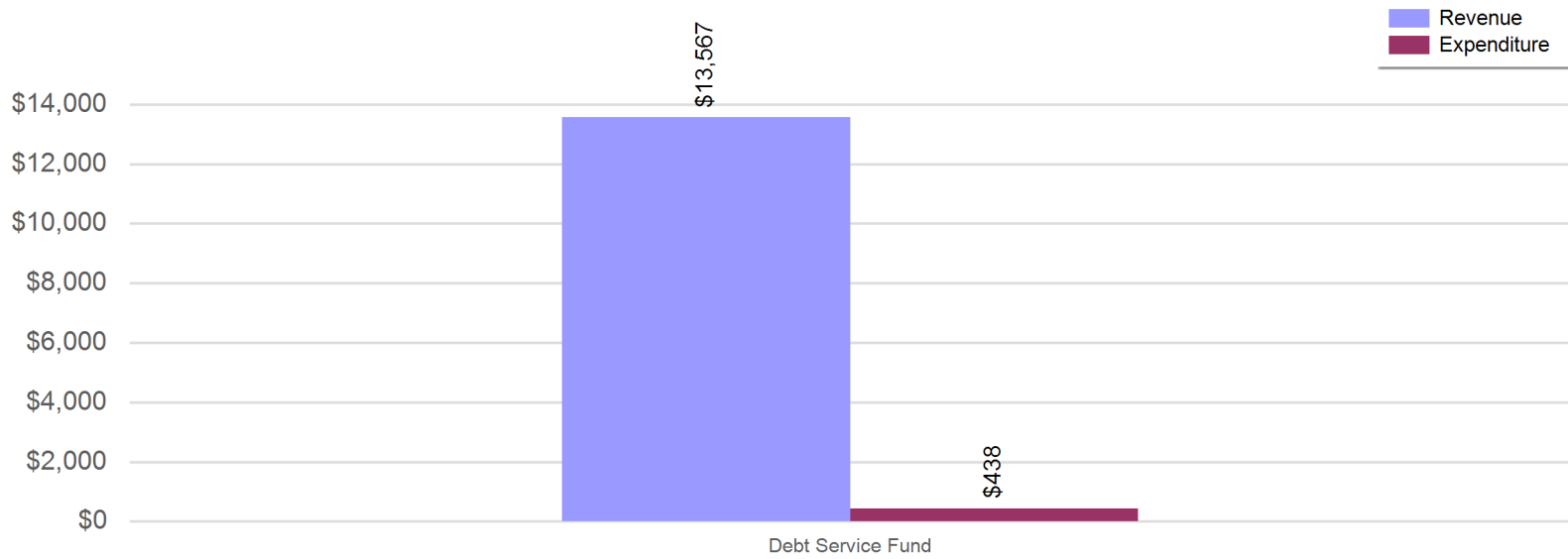
The monthly financial statements reported this month are not inclusive of all year end entries. The amounts reported this month are subject to change as we finalize the prior fiscal year and complete the audit.

	<u>Debt Service Fund</u>
ASSETS	
Current Assets	
Cash	291,197
Investments	5,203,864
Market Adjustments	-
Interest Receivable	10,288
Loans Receivable	82,252
Accounts Receivable	(20,527)
Total Current Assets	<u>5,567,073</u>
Total Assets	<u>5,567,073</u>
LIABILITIES	
Current Liabilities	
Accounts Payable	436
Deferred Revenue	63,991
Total Current Liabilities	<u>64,427</u>
Total Liabilities	<u>64,427</u>
NET POSITION	
Unrestricted	5,502,646
Total Net Position	<u>5,502,646</u>

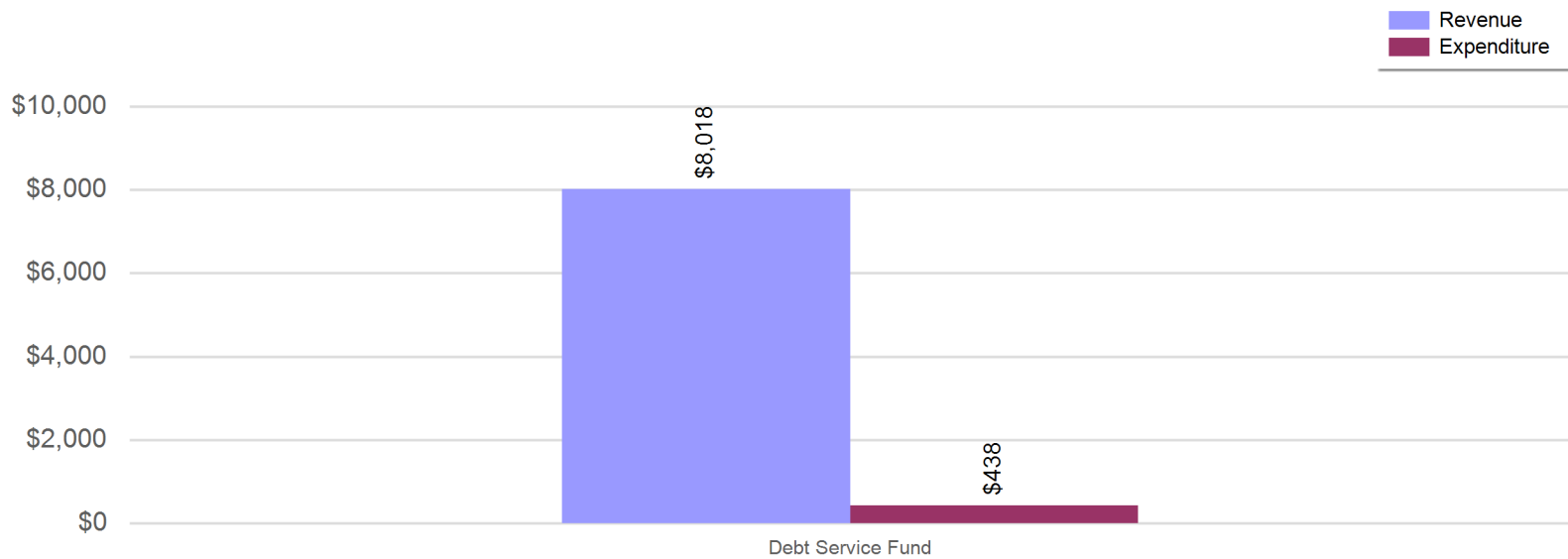
City of Casper, Wyoming
Debt Service Funds Revenue and Expenditure Comparison
For Fiscal Year 2024 as of August 31, 2023
16.67 % OF THE FISCAL YEAR HAS ELAPSED

The monthly financial statements reported this month are not inclusive of all year end entries. The amounts reported this month are subject to change as we finalize the prior fiscal year and complete the audit.

Debt Service Funds YTD Revenue and Expenditure Comparison



Debt Service Funds MTD Revenue and Expenditure Comparison



City of Casper, Wyoming
Local Assessment District Fund Statement of Revenues and Expenditures
For Fiscal Year 2024 as of August 31, 2023
16.67 % OF THE FISCAL YEAR HAS ELAPSED

The monthly financial statements reported this month are not inclusive of all year end entries. The amounts reported this month are subject to change as we finalize the prior fiscal year and complete the audit.

	Revised Budget	Current Year To Date	Current Year % of Budget
Revenues:			
Misc Revenue	\$ 71,781	\$ 13,567	18.90%
Total Revenues	\$ 71,781	\$ 13,567	18.90%
	Revised Budget	Current Year To Date	Current Year % of Budget
Expenditures:			
Contractual Services	\$ 3,614	\$ 438	12.13%
Debt Service	364,706	-	0.00%
Total Expenditures	\$ 368,320	\$ 438	0.12%
Net Revenue (Shortfall)	\$ (296,539)	\$ 13,129	18.78%

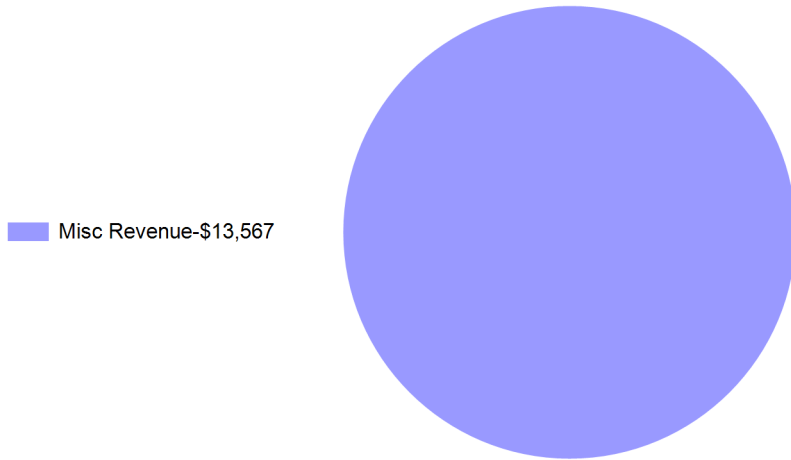
Local Assessment District Fund Summary of Cash and Investments

Cash	\$ 291,197
Investments	5,203,864
	\$ 5,495,061

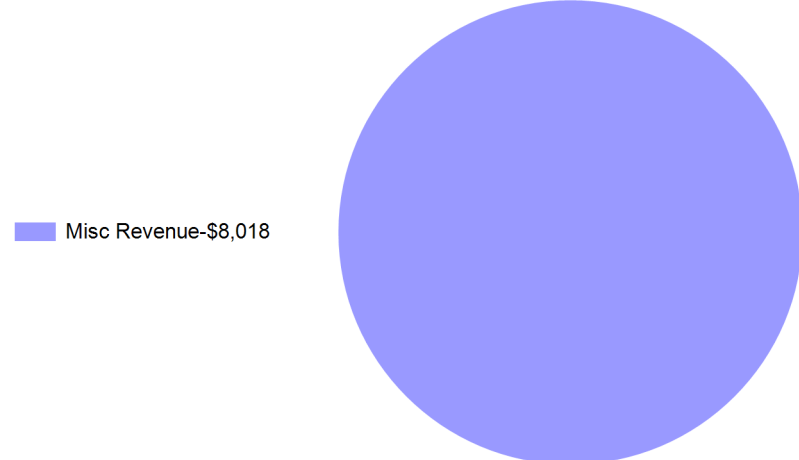
City of Casper, Wyoming
Local Assessment District Fund Summary of Revenues and Expenditures
For Fiscal Year 2024 as of August 31, 2023
16.67 % OF THE FISCAL YEAR HAS ELAPSED

The monthly financial statements reported this month are not inclusive of all year end entries. The amounts reported this month are subject to change as we finalize the prior fiscal year and complete the audit.

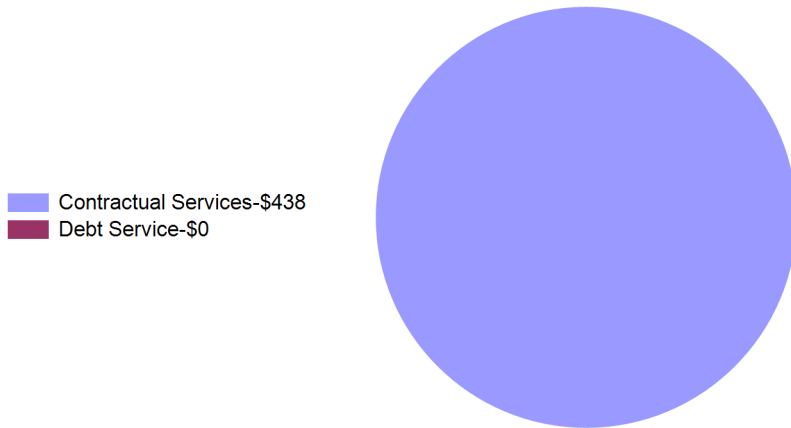
Year To Date Revenues
\$13,567



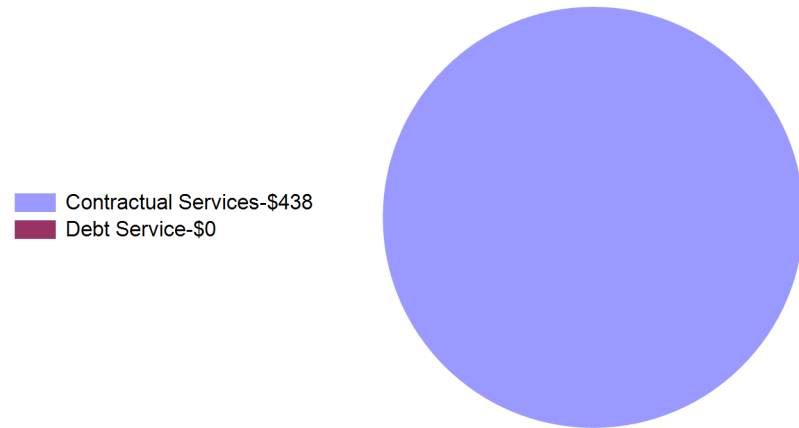
Month To Date Revenues
\$8,018



Year To Date Expenditures
\$438



Month To Date Expenditures
\$438



City of Casper, Wyoming
Internal Service Funds Consolidated Balance Sheet
For Fiscal Year 2024 as of August 31, 2023
16.67 % OF THE FISCAL YEAR HAS ELAPSED

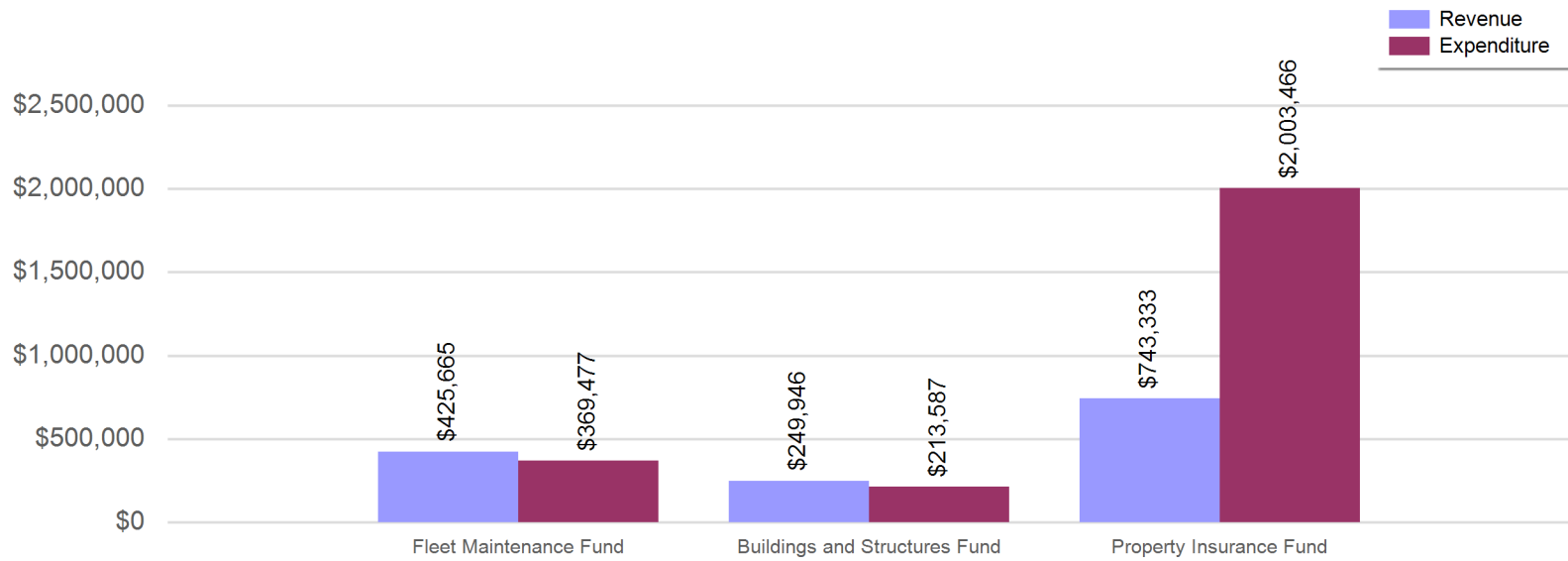
The monthly financial statements reported this month are not inclusive of all year end entries. The amounts reported this month are subject to change as we finalize the prior fiscal year and complete the audit.

	Fleet Maintenance Fund	Buildings and Structures Fund	Property Insurance Fund
ASSETS			
Current Assets			
Cash	223,833	593,811	(829,240)
Inventory	67,869		
Accounts Receivable	75,845	2,136	26,185
Prepaid Expenses			-
Total Current Assets	367,547	595,947	(803,054)
Capital Assets			
Equipment	655,349	233,505	
Accumulated Depreciation	(583,847)	(179,029)	
Total Capital Assets	71,502	54,475	
Total Assets	439,049	650,422	(803,054)
DEFERRED OUTFLOWS OF RESOURCES			
Total Deferred Outflows Of Resources	528,626	484,046	216,025
LIABILITIES			
Current Liabilities			
Accounts Payable	142,654	52,944	62,479
Accrued Wages and Benefits Payable	-	(5)	(13)
Total Current Liabilities	142,654	52,940	62,466
Non-Current Liabilities			
Accrued Comp ABS	44,430	31,352	16,212
Net Pension Liability	789,998	713,272	335,323
Net OPEB Liability	35,672	33,546	13,487
Total Non-Current Liabilities	870,100	778,170	365,022
Total Liabilities	1,012,754	831,109	427,488
DEFERRED INFLOWS OF RESOURCES			
Total Deferred Inflows Of Resources	245,193	221,909	103,420
NET POSITION			
Net Investment in Capital Assets	71,502	54,475	
Unrestricted	(361,774)	26,974	(1,117,937)
Total Net Position	(290,272)	81,450	(1,117,937)

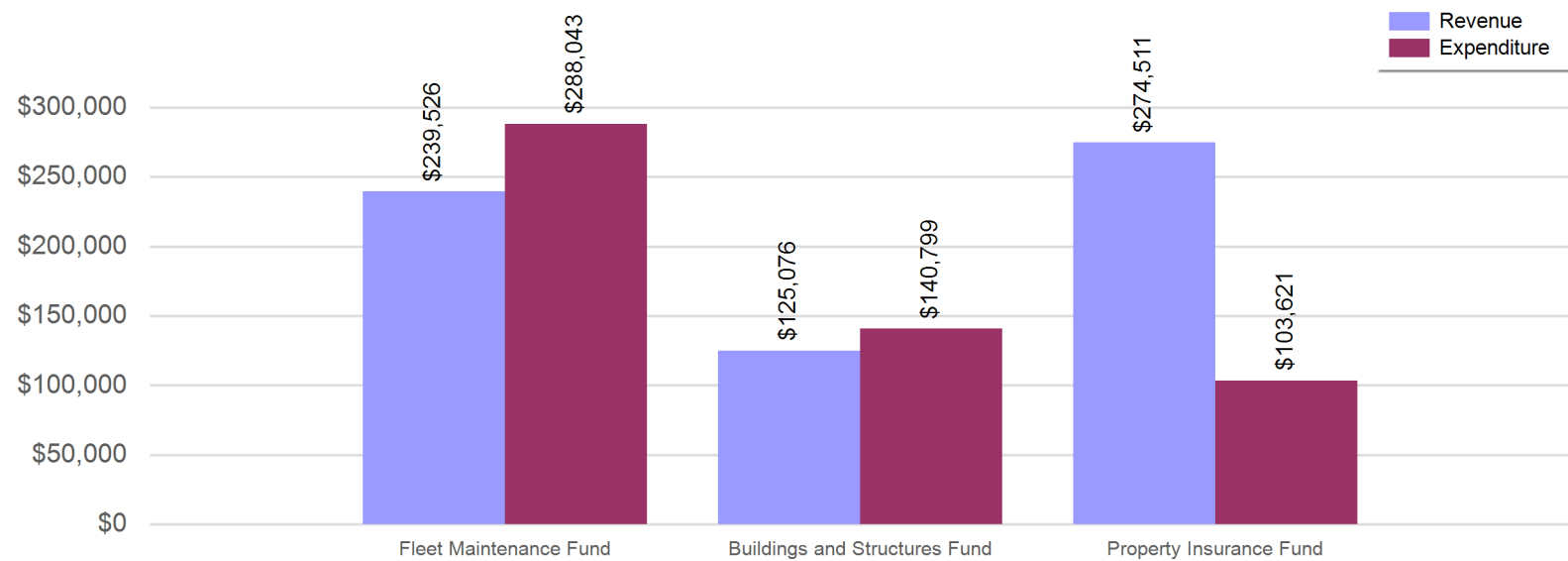
City of Casper, Wyoming
Internal Service Funds Revenue and Expenditure Comparison
 For Fiscal Year 2024 as of August 31, 2023
 16.67 % OF THE FISCAL YEAR HAS ELAPSED

The monthly financial statements reported this month are not inclusive of all year end entries. The amounts reported this month are subject to change as we finalize the prior fiscal year and complete the audit.

Internal Service Funds YTD Revenue and Expenditure Comparison



Internal Service Funds MTD Revenue and Expenditure Comparison



City of Casper, Wyoming
Fleet Maintenance Fund Statement of Revenues and Expenditures
For Fiscal Year 2024 as of August 31, 2023
16.67 % OF THE FISCAL YEAR HAS ELAPSED

The monthly financial statements reported this month are not inclusive of all year end entries. The amounts reported this month are subject to change as we finalize the prior fiscal year and complete the audit.

	Revised Budget	Current Year To Date	Current Year % of Budget
Revenues:			
Goods and Svcs Rev	\$ 2,888,818	\$ 246,717	8.54%
Misc Revenue	1,140,000	178,949	15.70%
Total Revenues	\$ 4,028,818	\$ 425,665	10.57%
	Revised Budget	Current Year To Date	Current Year % of Budget
Expenditures:			
Personnel Services	\$ 1,019,276	\$ 137,760	13.52%
Materials & Supplies	2,075,175	102,606	4.94%
Contractual Services	676,056	104,176	15.41%
Capital Outlay	95,000	-	0.00%
Other Costs	134,511	21,752	16.17%
Utility Expense	28,800	3,183	11.05%
Total Expenditures	\$ 4,028,818	\$ 369,477	9.17%
Net Revenue (Shortfall)	\$ -	\$ 56,188	1.39%

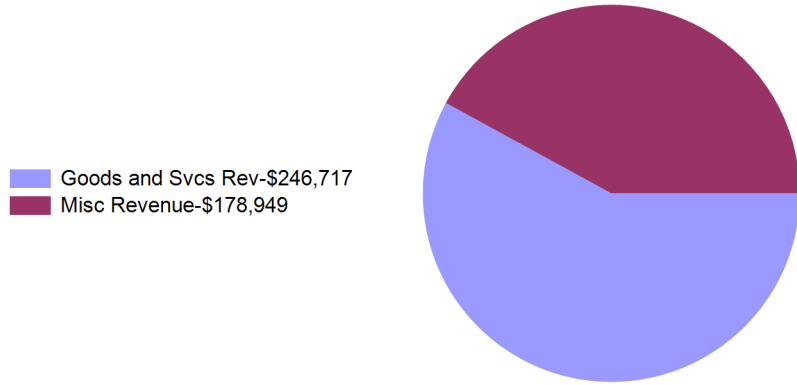
Fleet Maintenance Fund Summary of Cash and Investments

Cash	\$ 223,833
Investments	-
	\$ 223,833

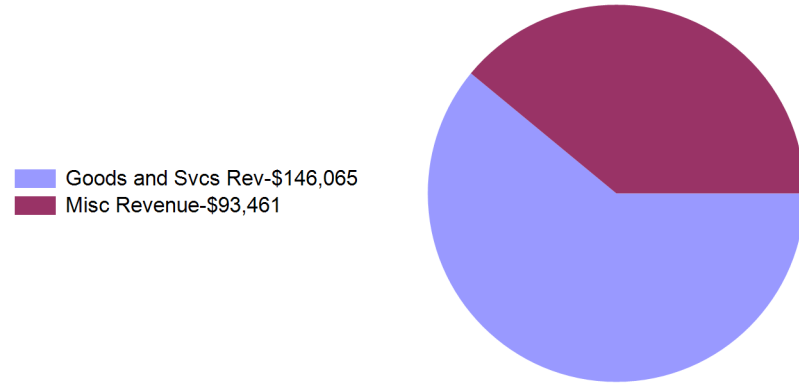
City of Casper, Wyoming
Fleet Maintenance Fund Summary of Revenues and Expenditures
 For Fiscal Year 2024 as of August 31, 2023
 16.67 % OF THE FISCAL YEAR HAS ELAPSED

The monthly financial statements reported this month are not inclusive of all year end entries. The amounts reported this month are subject to change as we finalize the prior fiscal year and complete the audit.

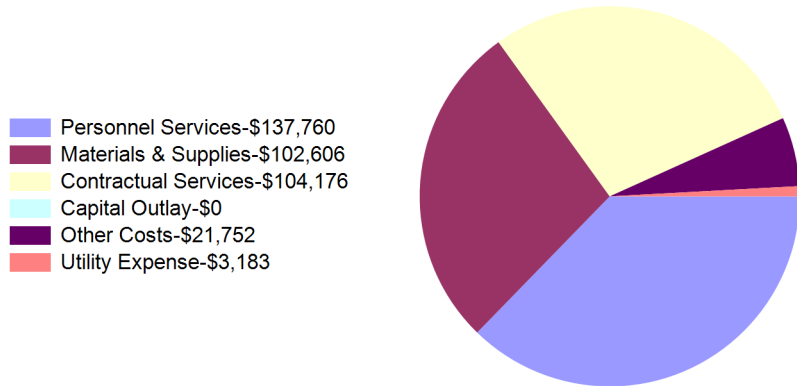
Year To Date Revenues
\$425,665



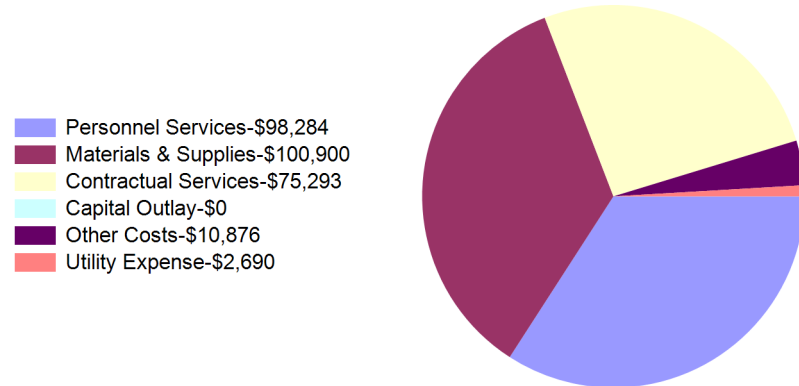
Month To Date Revenues
\$239,526



Year To Date Expenditures
\$369,477



Month To Date Expenditures
\$288,043



City of Casper, Wyoming
Buildings & Structures Fund Statement of Revenues and Expenditures
For Fiscal Year 2024 as of August 31, 2023
16.67 % OF THE FISCAL YEAR HAS ELAPSED

The monthly financial statements reported this month are not inclusive of all year end entries. The amounts reported this month are subject to change as we finalize the prior fiscal year and complete the audit.

	Revised Budget	Current Year To Date	Current Year % of Budget
Revenues:			
Goods and Svcs Rev	\$ 1,561,390	\$ 248,152	15.89%
Misc Revenue	9,470	1,794	18.94%
Other Sources	10,210	-	0.00%
Total Revenues	\$ 1,581,070	\$ 249,946	15.81%
	Revised Budget	Current Year To Date	Current Year % of Budget
Expenditures:			
Personnel Services	\$ 1,052,825	\$ 154,511	14.68%
Materials & Supplies	356,409	37,917	10.64%
Contractual Services	136,581	17,015	12.46%
Other Costs	33,069	3,845	11.63%
Utility Expense	2,186	300	13.74%
Total Expenditures	\$ 1,581,070	\$ 213,587	13.51%
Net Revenue (Shortfall)	\$ -	\$ 36,358	2.30%

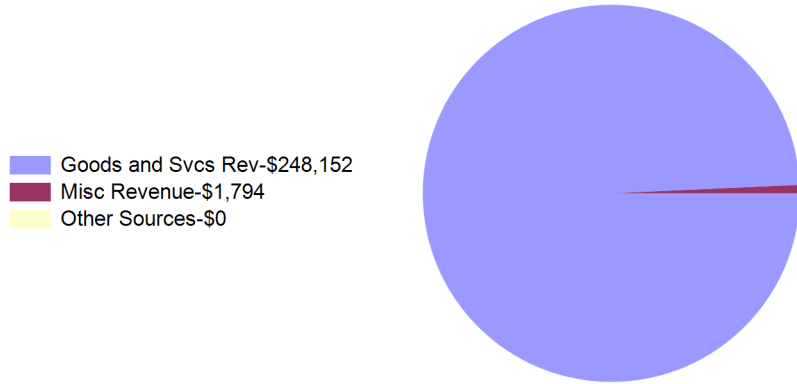
Buildings & Structures Fund Summary of Cash and Investments

Cash	\$ 593,811
Investments	-
	\$ 593,811

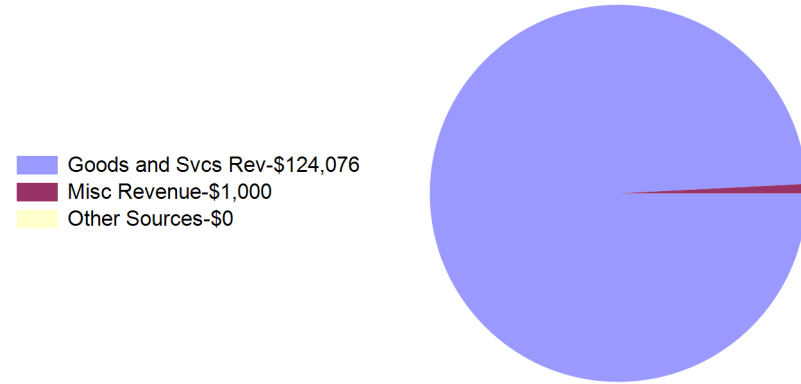
City of Casper, Wyoming
Building & Structures Fund Summary of Revenues and Expenditures
 For Fiscal Year 2024 as of August 31, 2023
16.67 % OF THE FISCAL YEAR HAS ELAPSED

The monthly financial statements reported this month are not inclusive of all year end entries. The amounts reported this month are subject to change as we finanlize the prior fiscal year and complete the audit.

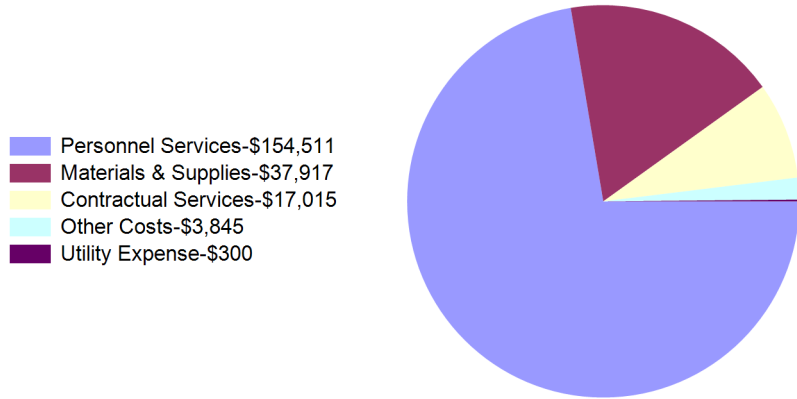
Year To Date Revenues
\$249,946



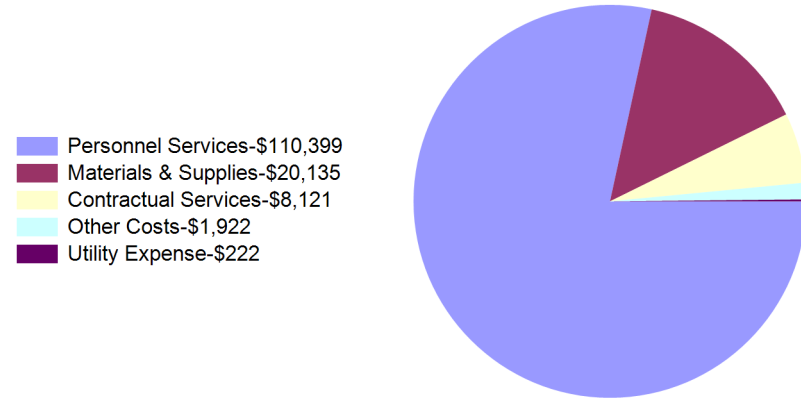
Month To Date Revenues
\$125,076



Year To Date Expenditures
\$213,587



Month To Date Expenditures
\$140,799



City of Casper, Wyoming
Property Insurance Fund Statement of Revenues and Expenditures
For Fiscal Year 2024 as of August 31, 2023
16.67 % OF THE FISCAL YEAR HAS ELAPSED

The monthly financial statements reported this month are not inclusive of all year end entries. The amounts reported this month are subject to change as we finalize the prior fiscal year and complete the audit.

	<u>Revised Budget</u>	<u>Current Year To Date</u>	<u>Current Year % of Budget</u>
Revenues:			
Intergovernmental	\$ 10,000	\$ -	0.00%
Goods and Svcs Rev	2,926,053	477,197	16.31%
Misc Revenue	409,000	266,136	65.07%
Total Revenues	\$ 3,345,053	\$ 743,333	22.22%

	<u>Revised Budget</u>	<u>Current Year To Date</u>	<u>Current Year % of Budget</u>
Expenditures:			
Personnel Services	\$ 367,069	\$ 56,088	15.28%
Materials & Supplies	317,200	12,198	3.85%
Contractual Services	103,822	15,886	15.30%
Capital Outlay	500,000	49,862	9.97%
Other Costs	1,868,863	1,869,416	100.03%
Utility Expense	2,150	17	0.78%
Total Expenditures	\$ 3,159,104	\$ 2,003,466	63.42%
Net Revenue (Shortfall)	\$ 185,949	\$ (1,260,134)	-41.20%

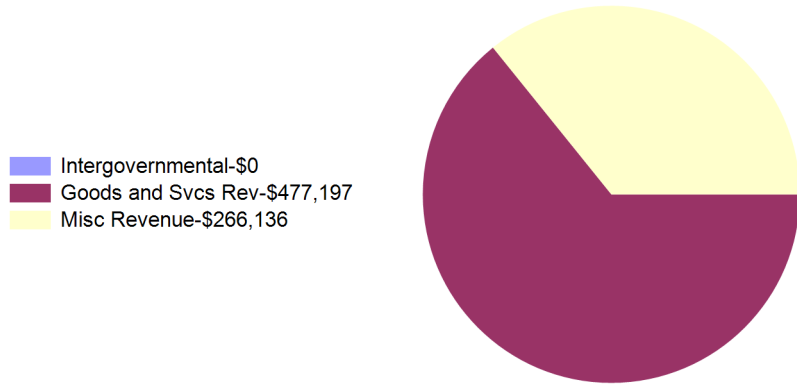
Property Insurance Fund Summary of Cash and Investments

Cash	\$ (829,240)
Investments	-
	<u>\$ (829,240)</u>

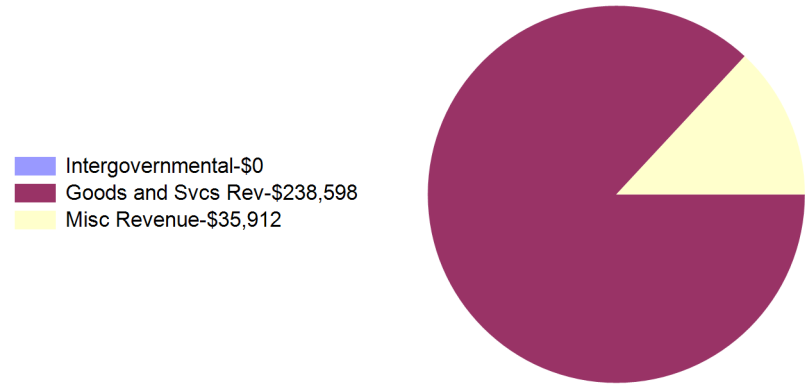
City of Casper, Wyoming
Property Insurance Fund Summary of Revenues and Expenditures
 For Fiscal Year 2024 as of August 31, 2023
 16.67 % OF THE FISCAL YEAR HAS ELAPSED

The monthly financial statements reported this month are not inclusive of all year end entries. The amounts reported this month are subject to change as we finanlize the prior fiscal year and complete the audit.

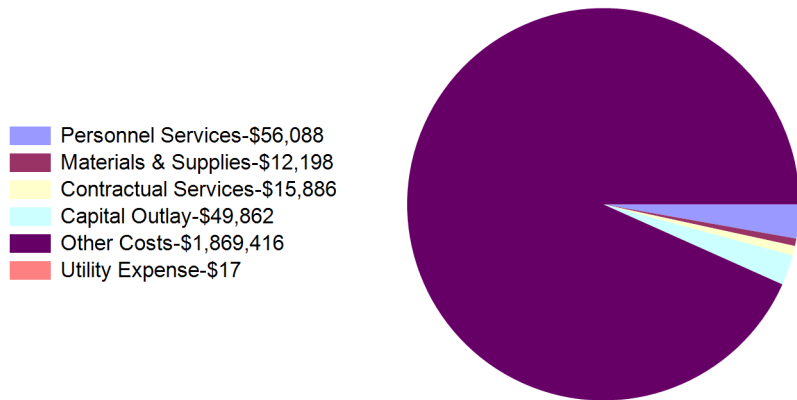
Year To Date Revenues
\$743,333



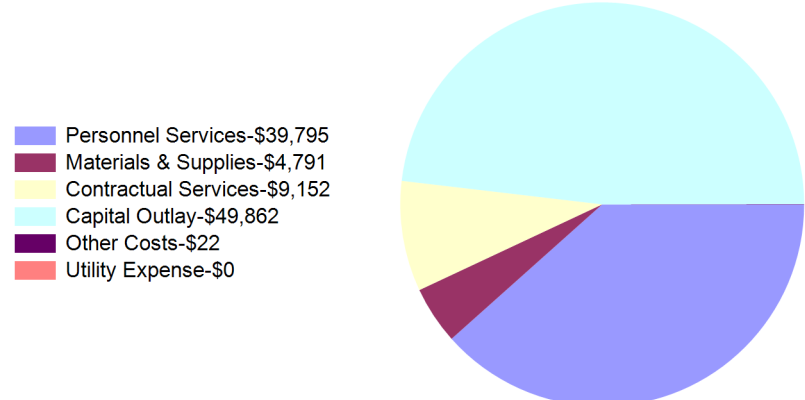
Month To Date Revenues
\$274,511



Year To Date Expenditures
\$2,003,466



Month To Date Expenditures
\$103,621



City of Casper, Wyoming
Trust & Agency Funds Consolidated Balance Sheet
For Fiscal Year 2024 as of August 31, 2023
16.67 % OF THE FISCAL YEAR HAS ELAPSED

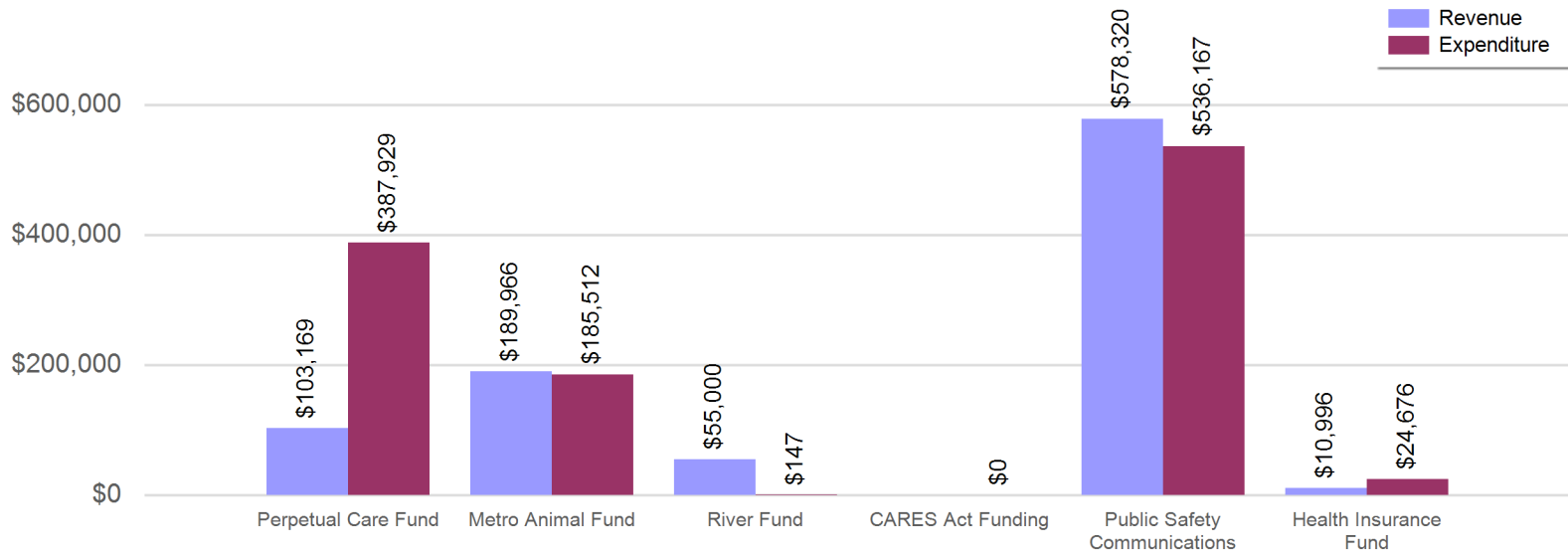
The monthly financial statements reported this month are not inclusive of all year end entries. The amounts reported this month are subject to change as we finalize the prior fiscal year and complete the audit.

	Perpetual Care Fund	Metro Animal Fund	River Fund	CARES Act Funding	Public Safety Communications	Health Insurance Fund
ASSETS						
Current Assets						
Cash	72,996	462,694	533,752	66,645	752,019	130,388
Investments	30,129,719	517,278	2,201,172	12,157,707		3,113,164
Market Adjustments	-	-		-		-
Grants Receivable			10,000			
Loans Receivable	249,851					
Accounts Receivable	-	24,254	-		149,287	
Prepaid Expenses		10,291			9,458	
Total Current Assets	30,452,566	1,014,518	2,744,924	12,224,352	910,764	3,243,552
Total Assets	30,452,566	1,014,518	2,744,924	12,224,352	910,764	3,243,552
LIABILITIES						
Current Liabilities						
Accounts Payable	2,437	59,363	21,054	-	85,377	64,524
Accrued Wages and Benefits Payable		24	-	-	14,005	
Deferred Revenue			223,000	1,115,446		
Total Current Liabilities	2,437	59,387	244,054	1,115,446	99,382	64,524
Total Liabilities	2,437	59,387	244,054	1,115,446	99,382	64,524
NET POSITION						
Unrestricted	30,450,129	955,130	2,500,870	11,108,906	811,382	3,179,028
Total Net Position	30,450,129	955,130	2,500,870	11,108,906	811,382	3,179,028

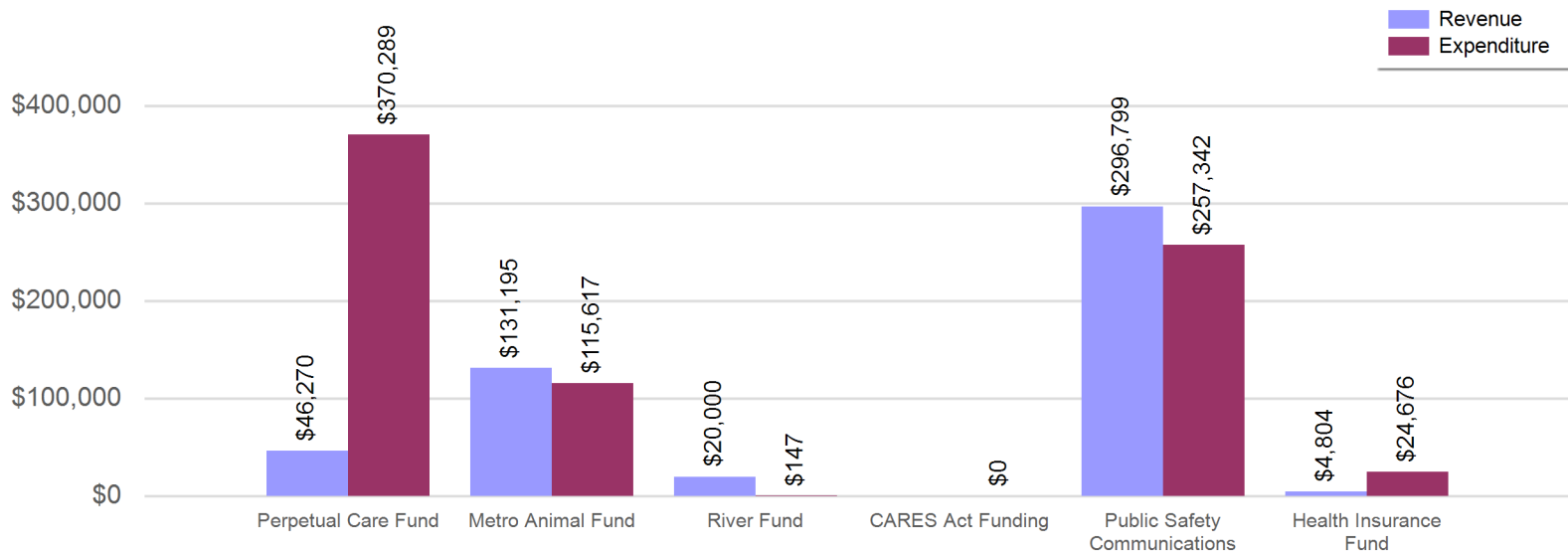
City of Casper, Wyoming
Trust & Agency Funds Revenue and Expenditure Comparison
 For Fiscal Year 2024 as of August 31, 2023
 16.67 % OF THE FISCAL YEAR HAS ELAPSED

The monthly financial statements reported this month are not inclusive of all year end entries. The amounts reported this month are subject to change as we finalize the prior fiscal year and complete the audit.

Trust & Agency Funds YTD Revenue and Expenditure Comparison



Trust & Agency Funds MTD Revenue and Expenditure Comparison



City of Casper, Wyoming
Perpetual Care Fund Statement of Revenues and Expenditures
For Fiscal Year 2024 as of August 31, 2023
16.67 % OF THE FISCAL YEAR HAS ELAPSED

The monthly financial statements reported this month are not inclusive of all year end entries. The amounts reported this month are subject to change as we finalize the prior fiscal year and complete the audit.

	Revised Budget	Current Year To Date	Current Year % of Budget
Revenues:			
Misc Revenue	\$ 697,527	\$ 100,406	14.39%
Other Sources	8,528	2,763	32.40%
Total Revenues	\$ 706,055	\$ 103,169	14.61%

	Revised Budget	Current Year To Date	Current Year % of Budget
Expenditures:			
Contractual Services	\$ 35,123	\$ 2,459	7.00%
Transfers Out	2,809,034	385,470	13.72%
Total Expenditures	\$ 2,844,157	\$ 387,929	13.64%
Net Revenue (Shortfall)	\$ (2,138,102)	\$ (284,761)	0.97%

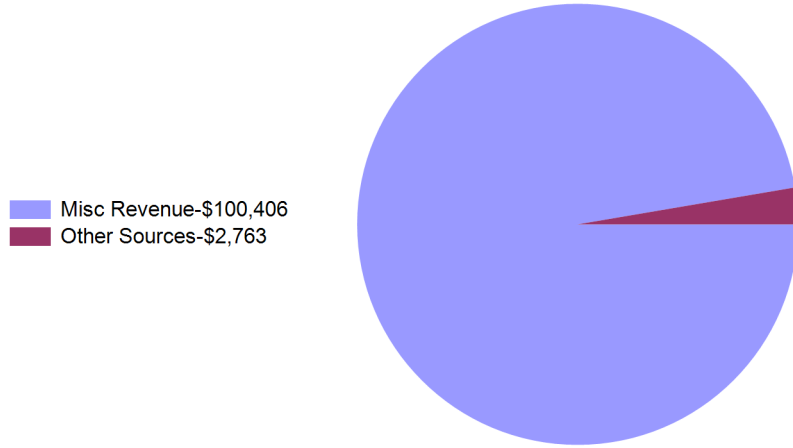
Perpetual Care Fund Summary of Cash and Investments

Cash	\$ 72,996
Investments	30,129,719
	\$ 30,202,714

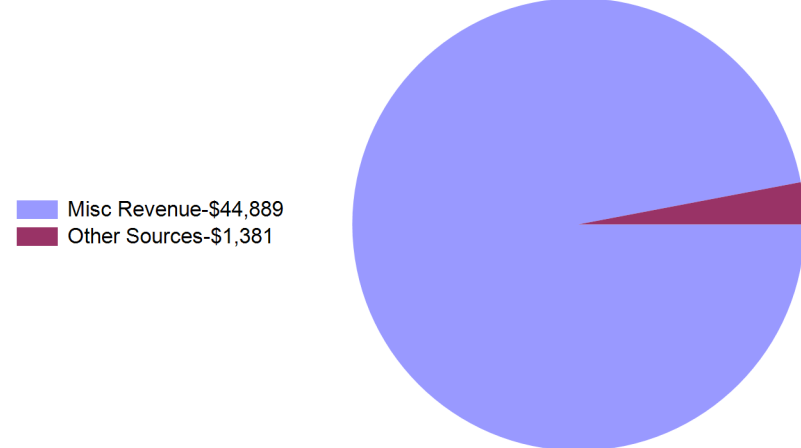
City of Casper, Wyoming
Perpetual Care Fund Summary of Revenues and Expenditures
For Fiscal Year 2024 as of August 31, 2023
16.67 % OF THE FISCAL YEAR HAS ELAPSED

The monthly financial statements reported this month are not inclusive of all year end entries. The amounts reported this month are subject to change as we finalize the prior fiscal year and complete the audit.

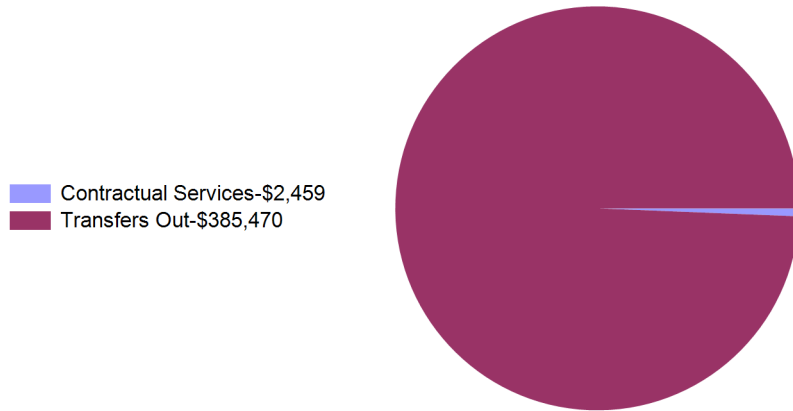
Year To Date Revenues
\$103,169



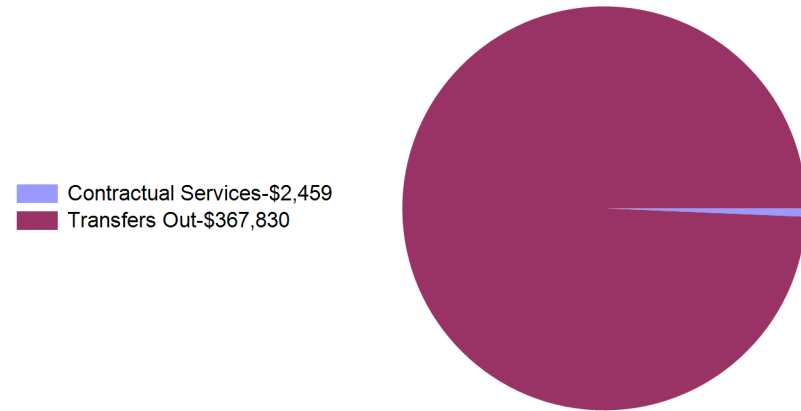
Month To Date Revenues
\$46,270



Year To Date Expenditures
\$387,929



Month To Date Expenditures
\$370,289



City of Casper, Wyoming
Metro Fund Statement of Revenues and Expenditures
For Fiscal Year 2024 as of August 31, 2023
16.67 % OF THE FISCAL YEAR HAS ELAPSED

The monthly financial statements reported this month are not inclusive of all year end entries. The amounts reported this month are subject to change as we finalize the prior fiscal year and complete the audit.

	Revised Budget	Current Year To Date	Current Year % of Budget
Revenues:			
Licences and Permits	\$ 5,000	\$ 320	6.40%
Intergovernmental	287,610	39,804	13.84%
Goods and Svcs Rev	31,000	1,098	3.54%
Misc Revenue	25,912	5,246	20.25%
Other Sources	1,103,261	143,498	13.01%
Total Revenues	\$ 1,452,783	\$ 189,966	13.08%
	Revised Budget	Current Year To Date	Current Year % of Budget
Expenditures:			
Personnel Services	\$ 853,744	\$ 127,086	14.89%
Materials & Supplies	186,210	19,022	10.22%
Contractual Services	129,896	10,145	7.81%
Capital Outlay	219,467	-	0.00%
Transfers Out	125,671	18,898	15.04%
Other Costs	64,047	8,945	13.97%
Utility Expense	16,000	1,415	8.85%
Total Expenditures	\$ 1,595,035	\$ 185,512	11.63%
 Net Revenue (Shortfall)	 \$ (142,252)	 \$ 4,454	 1.45%

Metro Fund Summary of Cash and Investments

Cash	\$ 462,694
Investments	517,278
	\$ 979,973

City of Casper, Wyoming Metro Fund Summary of Revenues and Expenditures

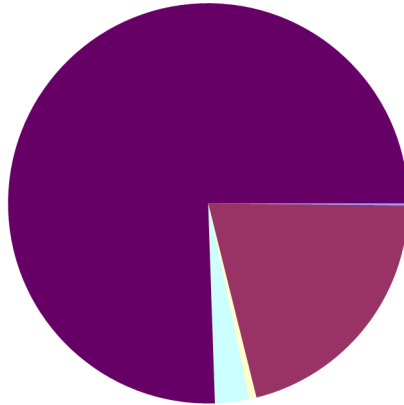
For Fiscal Year 2024 as of August 31, 2023

16.67 % OF THE FISCAL YEAR HAS ELAPSED

The monthly financial statements reported this month are not inclusive of all year end entries. The amounts reported this month are subject to change as we finalize the prior fiscal year and complete the audit.

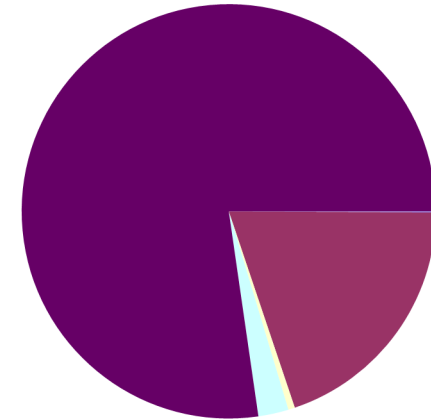
Year To Date Revenues
\$189,966

- Licences and Permits-\$320
- Intergovernmental-\$39,804
- Goods and Svcs Rev-\$1,098
- Misc Revenue-\$5,246
- Other Sources-\$143,498



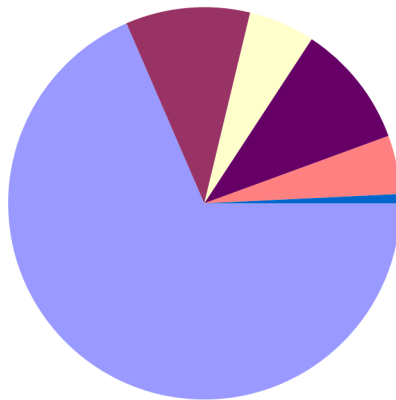
Month To Date Revenues
\$131,195

- Licences and Permits-\$105
- Intergovernmental-\$25,920
- Goods and Svcs Rev-\$674
- Misc Revenue-\$3,101
- Other Sources-\$101,395



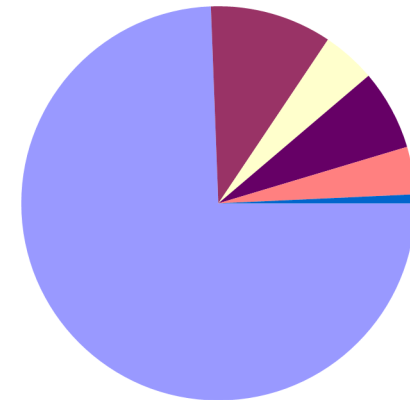
Year To Date Expenditures
\$185,512

- Personnel Services-\$127,086
- Materials & Supplies-\$19,022
- Contractual Services-\$10,145
- Capital Outlay-\$0
- Transfers Out-\$18,898
- Other Costs-\$8,945
- Utility Expense-\$1,415



Month To Date Expenditures
\$115,617

- Personnel Services-\$86,012
- Materials & Supplies-\$11,559
- Contractual Services-\$5,089
- Capital Outlay-\$0
- Transfers Out-\$7,606
- Other Costs-\$4,507
- Utility Expense-\$843



City of Casper, Wyoming
River Fund Statement of Revenues and Expenditures
For Fiscal Year 2024 as of August 31, 2023
16.67 % OF THE FISCAL YEAR HAS ELAPSED

The monthly financial statements reported this month are not inclusive of all year end entries. The amounts reported this month are subject to change as we finalize the prior fiscal year and complete the audit.

	<u>Revised Budget</u>	<u>Current Year To Date</u>	<u>Current Year % of Budget</u>
Revenues:			
Intergovernmental	\$ -	\$ 20,000	
Other Sources	45,000	35,000	77.78%
Total Revenues	\$ 45,000	\$ 55,000	122.22%
	<u>Revised Budget</u>	<u>Current Year To Date</u>	<u>Current Year % of Budget</u>
Expenditures:			
Personnel Services	\$ 10,000	\$ -	0.00%
Materials & Supplies	6,500	79	1.22%
Contractual Services	51,000	68	0.13%
Capital Outlay	-	-	
Other Costs	500	-	0.00%
Total Expenditures	\$ 68,000	\$ 147	0.22%
Net Revenue (Shortfall)	\$ (23,000)	\$ 54,853	122.01%

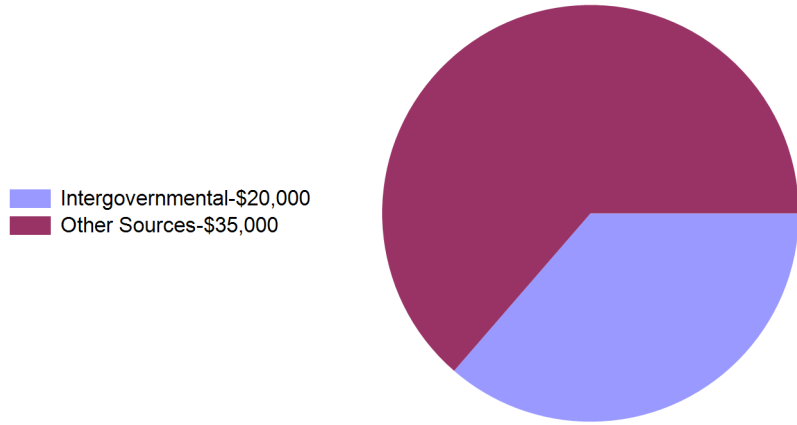
River Fund Summary of Cash and Investments

Cash	\$ 533,752
Investments	2,201,172
	<u>\$ 2,734,924</u>

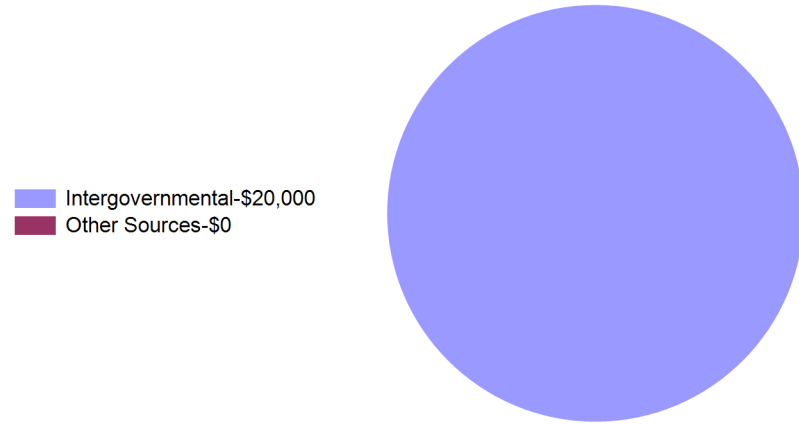
City of Casper, Wyoming
River Fund Summary of Revenues and Expenditures
For Fiscal Year 2024 as of August 31, 2023
16.67 % OF THE FISCAL YEAR HAS ELAPSED

The monthly financial statements reported this month are not inclusive of all year end entries. The amounts reported this month are subject to change as we finalize the prior fiscal year and complete the audit.

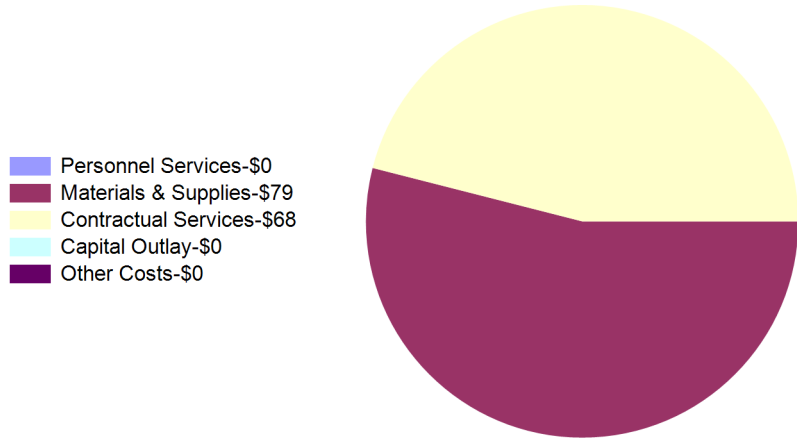
Year To Date Revenues
\$55,000



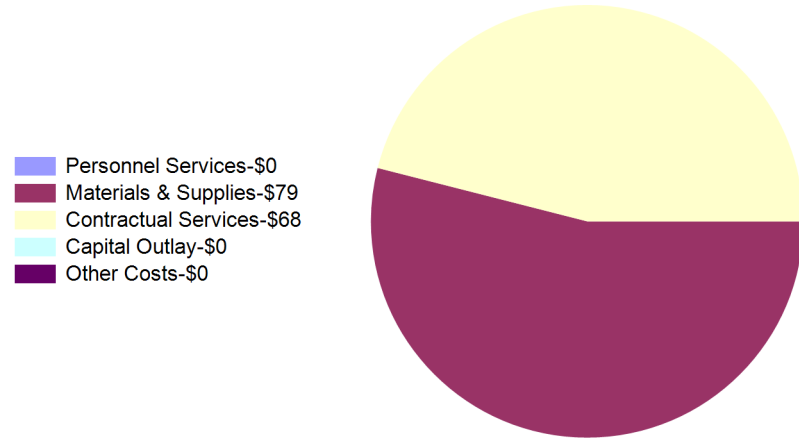
Month To Date Revenues
\$20,000



Year To Date Expenditures
\$147



Month To Date Expenditures
\$147



City of Casper, Wyoming
CARES Act Funding Statement of Revenues and Expenditures
For Fiscal Year 2024 as of August 31, 2023
16.67 % OF THE FISCAL YEAR HAS ELAPSED

The monthly financial statements reported this month are not inclusive of all year end entries. The amounts reported this month are subject to change as we finalize the prior fiscal year and complete the audit.

Revenues:
Total Revenues

	Revised Budget	Current Year To Date	Current Year % of Budget
Expenditures:			
Transfers Out	\$ 12,224,514	\$ -	0.00%
Total Expenditures	\$ 12,224,514	\$ -	0.00%
Net Revenue (Shortfall)	\$ (12,224,514)	\$ -	

CARES Act Funding Summary of Cash and Investments

Cash	\$ 66,645
Investments	12,157,707
	\$ 12,224,352

City of Casper, Wyoming
PSCC Fund Statement of Revenues and Expenditures
For Fiscal Year 2024 as of August 31, 2023
16.67 % OF THE FISCAL YEAR HAS ELAPSED

The monthly financial statements reported this month are not inclusive of all year end entries. The amounts reported this month are subject to change as we finalize the prior fiscal year and complete the audit.

	Revised Budget	Current Year To Date	Current Year % of Budget
Revenues:			
Intergovernmental	\$ 656,701	\$ 98,711	15.03%
Goods and Svcs Rev	220,947	33,203	15.03%
Misc Revenue	800,000	204,838	25.60%
Other Sources	1,607,442	241,568	15.03%
Total Revenues	\$ 3,285,090	\$ 578,320	17.60%
	Revised Budget	Current Year To Date	Current Year % of Budget
Expenditures:			
Personnel Services	\$ 2,040,803	\$ 299,182	14.66%
Materials & Supplies	55,000	4,084	7.42%
Contractual Services	795,083	198,803	25.00%
Capital Outlay	7,000	-	0.00%
Other Costs	88,761	10,774	12.14%
Utility Expense	178,117	23,325	13.10%
Total Expenditures	\$ 3,164,764	\$ 536,167	16.94%
Net Revenue (Shortfall)	\$ 120,326	\$ 42,153	0.66%

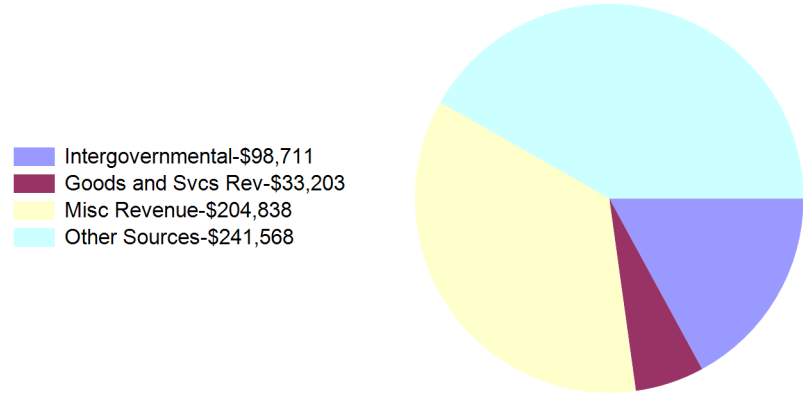
PSCC Fund Summary of Cash and Investments

Cash	\$ 752,019
Investments	-
	\$ 752,019

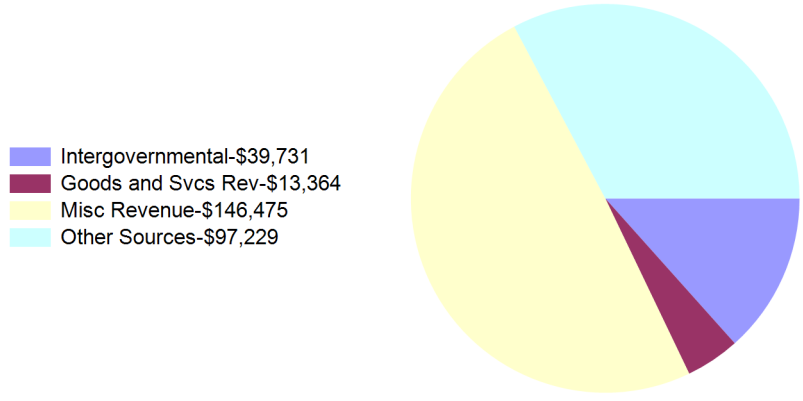
City of Casper, Wyoming
PSCC Fund Summary of Revenues and Expenditures
 For Fiscal Year 2024 as of August 31, 2023
16.67 % OF THE FISCAL YEAR HAS ELAPSED

The monthly financial statements reported this month are not inclusive of all year end entries. The amounts reported this month are subject to change as we finanlize the prior fiscal year and complete the audit.

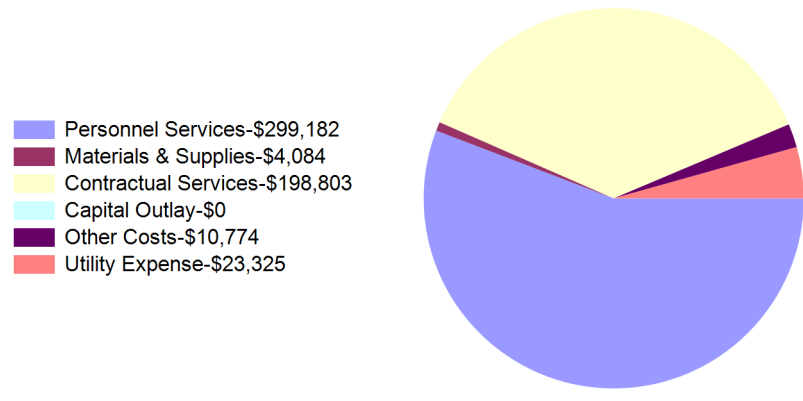
Year To Date Revenues
\$578,320



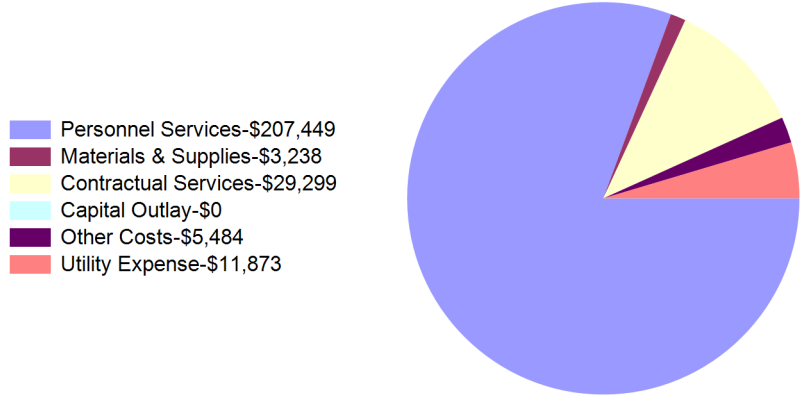
Month To Date Revenues
\$296,799



Year To Date Expenditures
\$536,167



Month To Date Expenditures
\$257,342



City of Casper, Wyoming
Health Insurance Fund Statement of Revenues and Expenditures
For Fiscal Year 2024 as of August 31, 2023
16.67 % OF THE FISCAL YEAR HAS ELAPSED

The monthly financial statements reported this month are not inclusive of all year end entries. The amounts reported this month are subject to change as we finalize the prior fiscal year and complete the audit.

	Revised Budget	Current Year To Date	Current Year % of Budget
Revenues:			
Misc Revenue	\$ 79,827	\$ 10,996	13.77%
Total Revenues	\$ 79,827	\$ 10,996	13.77%
Expenditures:			
Personnel Services	\$ 5,000	\$ -	0.00%
Materials & Supplies	5,500	304	5.52%
Contractual Services	425,520	21,183	4.98%
Other Costs	6,335	3,190	50.35%
Total Expenditures	\$ 442,355	\$ 24,676	5.58%
Net Revenue (Shortfall)	\$ (362,528)	\$ (13,680)	8.20%

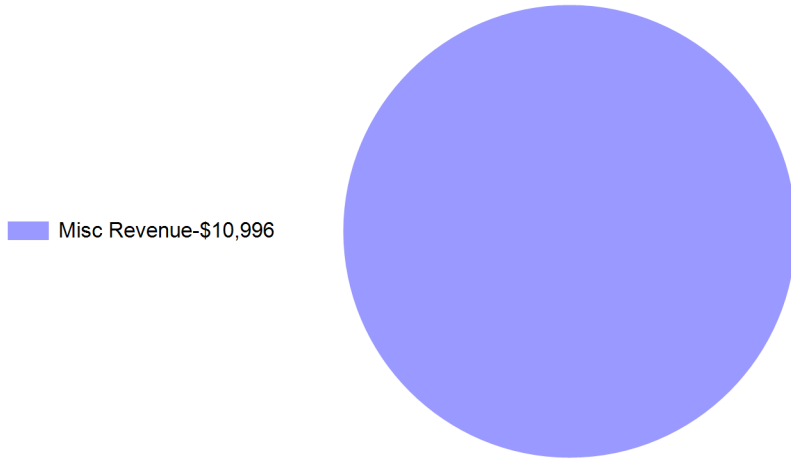
Health Insurance Fund Summary of Cash and Investments

Cash	\$ 130,388
Investments	3,113,164
	\$ 3,243,552

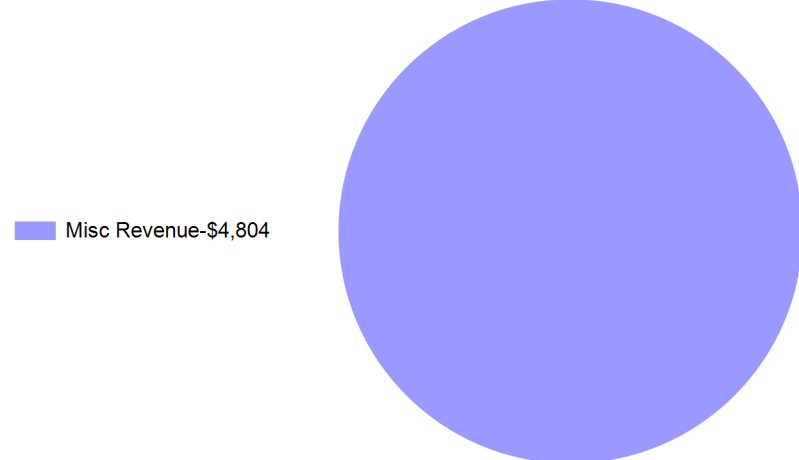
City of Casper, Wyoming
Health Insurance Fund Summary of Revenues and Expenditures
For Fiscal Year 2024 as of August 31, 2023
16.67 % OF THE FISCAL YEAR HAS ELAPSED

The monthly financial statements reported this month are not inclusive of all year end entries. The amounts reported this month are subject to change as we finalize the prior fiscal year and complete the audit.

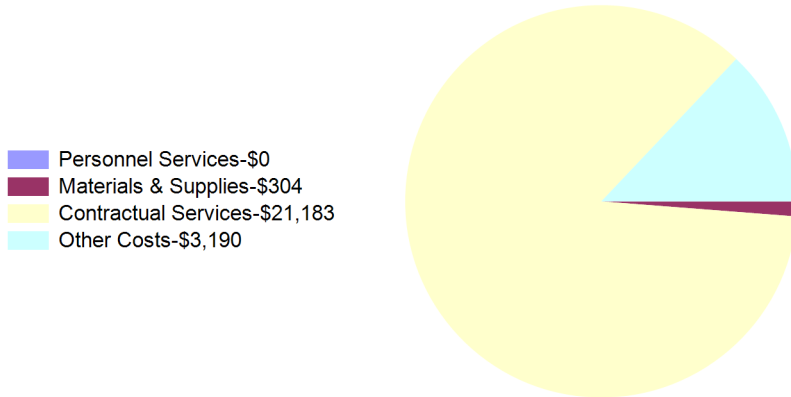
Year To Date Revenues
\$10,996



Month To Date Revenues
\$4,804



Year To Date Expenditures
\$24,676



Month To Date Expenditures
\$24,676

